



6x1W LED recessed spot IP20.

Requires 350mA driver.

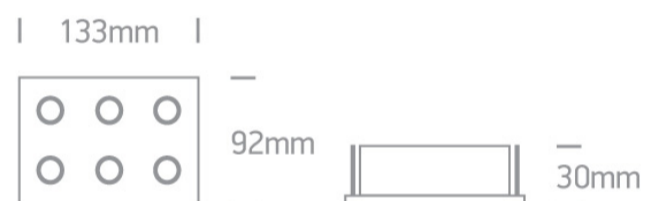
Complies with standard EN60598-1 and any other specific standards.



### Downloads



### Dimensions



### Gallery



### Must be ordered separately





89008

## Physical Specification

Item Group	02 Recessed Spots Fixed LED
Family	Fixed Spots
Order Code	50601L/W/35
Colour	Aluminium
Material	Natural Aluminium
Shape	Rectangular
Length	133mm
Width	92mm
Height	30mm
Cutout Hole Width	118mm
Cutout Hole Length	80mm
Recessed Ceiling	Yes
Depth Required	40mm
Indoor	Yes
Adjustable	No

## Electrical Characteristics

## Fitting

Input Type	Constant Current
Input Current	350mA
Safety Class	
Power(Watts)	6x1W
IP Rating	IP20
Light Source	LED built in
LED Number	6
Cable Length	40cm
F Mark	

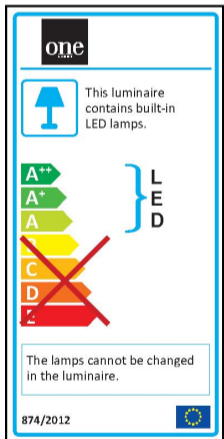
## Illumination Data

Colour Temperature	3000K
Lumen Output	270lm
Light Efficiency	60lm/W
Beam Angle	35°
Illumination Diagram	

## Packing Info

Box Length	14cm
Box Width	11cm
Box Height	5cm
Box Weight	0,220kg
Pcs/Carton	50
Barcode	5291889019343
HS Code	9405409900

## Energy Label



Warranty

---

2 Years

---

Weee Directive

---

Yes

---