



36W COB LED recessed Spot with dark chrome reflector.

Supplied with non-dimmable LED driver.

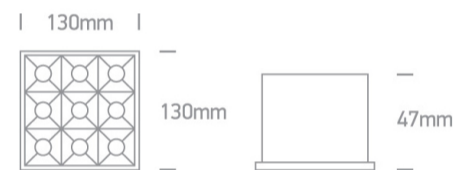
Complies with standard EN60598-1 and any other specific standards.



Downloads



Dimensions



Physical Specification



Item Group	02 Recessed Spots Fixed LED
Family	Mirror Square Boxes
Order Code	50906B/B/W
Colour	Black
Material	Die Cast
Shape	Rectangular
Length	130mm
Width	130mm
Height	47mm
Cutout Hole Width	125mm
Cutout Hole Length	125mm
Recessed Ceiling	Yes

Depth Required
Indoor
Adjustable

70mm
Yes
No



Electrical Characteristics

Gear
Fitting + Driver
Input Voltage
50 Hz
60 Hz
Safety Class
Power(Watts)
IP Rating
Light Source
Dimmable
F Mark

External-Included
220-240V
Yes
Yes

36W
IP20
LED built in
No


Fitting


Input Type
Input Current
Voltage
Safety Class
Power(Watts)
IP Rating
Light Source
LED Type
LED Brand
LED Number
F Mark

Constant Current
850mA
35,7V

30,35W
IP20
LED built in
COB
Cree
9


Gear

Gear Type	Led Driver
Input Voltage	220-240V
50 Hz	Yes
60 Hz	Yes
Power(Watts)	28-34W
Power Factor	0,9
Constant Current	Yes
850mA	33-40v
IP Rating	IP20
Safety Class	
Dimmable	No
Housing Material	Plastic
Output Terminal	Cable
Brand	Lifud

Illumination Data

Colour Temperature	3000K
Lumen Output	2880lm
Light Efficiency	80lm/W
CRI	90
Beam Angle	38°
Illumination Diagram	

Packing Info

Pcs/Carton	18
Barcode	5291889064039
HS Code	9405409900

Warranty

3 Years

Weee Directive

Yes
