



36W COB LED recessed Spot with dark chrome reflector.

Supplied with non-dimmable LED driver.

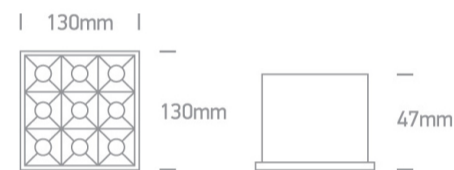
Complies with standard EN60598-1 and any other specific standards.



Downloads



Dimensions







Physical Specification

Item Group	02 Recessed Spots Fixed LED
Family	Mirror Square Boxes
Order Code	50906B/W/W
Colour	White
Material	Die Cast
Shape	Rectangular
Length	130mm
Width	130mm
Height	47mm
Cutout Hole Width	125mm
Cutout Hole Length	125mm
Recessed Ceiling	Yes

Depth Required	70mm
Indoor	Yes
Adjustable	No

Electrical Characteristics


Gear	External-Included
Fitting + Driver	
Input Voltage	220-240V
50 Hz	Yes
60 Hz	Yes
Safety Class	
Power(Watts)	36W
IP Rating	IP20
Light Source	LED built in
Dimmable	No
F Mark	

Fitting	
Input Type	Constant Current
Input Current	850mA
Voltage	35,7V
Safety Class	
Power(Watts)	30,35W
IP Rating	IP20
Light Source	LED built in
LED Type	COB
LED Brand	Cree
LED Number	9
F Mark	

Gear

Gear Type	Led Driver
Input Voltage	220-240V
50 Hz	Yes
60 Hz	Yes
Power(Watts)	28-34W
Power Factor	0,9
Constant Current	Yes
850mA	33-40v
IP Rating	IP20
Safety Class	
Dimmable	No
Housing Material	Plastic
Output Terminal	Cable
Brand	Lifud

Illumination Data

Colour Temperature	3000K
Lumen Output	2880lm
Light Efficiency	80lm/W
CRI	90
Beam Angle	38°
Illumination Diagram	

Packing Info

Pcs/Carton	18
Barcode	5291889064046
HS Code	9405409900

Warranty

3 Years

Weee Directive

Yes
