



6W LED recessed adjustable spot, IP20.

Requires 350mA driver.

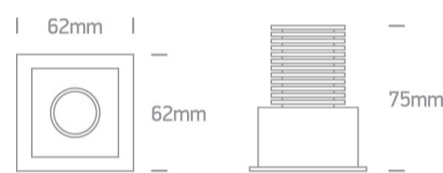
Complies with standard EN60598-1 and any other specific standards.



Downloads



Dimensions



Must be ordered separately



89008



Physical Specification

Item Group	04 Recessed Spots Adjustable LED
Family	Moving Inner Cylinder Range
Order Code	51106M/W/W
Colour	White
Material	Die Cast
Shape	Rectangular

Length	62mm
Width	62mm
Height	75mm
Cutout Hole Width	58mm
Cutout Hole Length	58mm
Recessed Ceiling	Yes
Depth Required	95mm
Indoor	Yes
Adjustable	2 Directions

Electrical Characteristics

Fitting

Input Type	Constant Current
Input Current	350mA
Voltage	17,6V
Safety Class	
Power(Watts)	6W
IP Rating	IP20
Light Source	LED built in
LED Type	COB
LED Brand	Citizen
Cable Length	40cm
F Mark	

Illumination Data

Colour Temperature	3000K
Lumen Output	540lm
Light Efficiency	90lm/W
CRI	90

Beam Angle

24°

Illumination Diagram



Packing Info

Box Length

8,5cm

Box Width

8,5cm

Box Height

10,5cm

Pcs/Carton

60

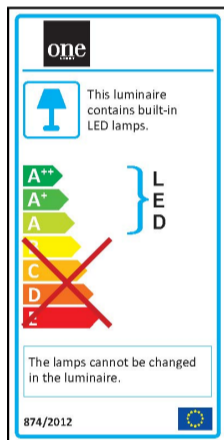
Barcode

5291889064305

HS Code

9405409900

Energy Label



Certification & Warranty

Warranty

3 Years

Weee Directive

Yes