



25W COB LED Recessed adjustable downlight, shop range, IP20.

Supplied with non-dimmable LED driver.

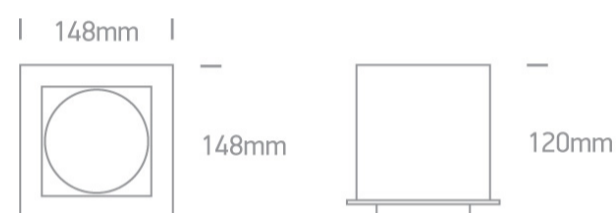
Complies with standard EN60598-1 and any other specific standards.



Downloads



Dimensions



Gallery






Physical Specification

Item Group	08 Downlights Adjustable LED
Family	The COB Shop Range Die cast
Order Code	51125/G/C
Colour	Grey
Material	Die Cast
Shape	Rectangular
Length	148mm

Width	148mm
Height	120mm
Cutout Hole Width	130mm
Cutout Hole Length	130mm
Recessed Ceiling	Yes
Depth Required	160mm
Indoor	Yes
Adjustable	2 Directions

Electrical Characteristics

Gear	External-Included
Fitting + Driver	
Input Voltage	100-240V
50 Hz	Yes
60 Hz	Yes
Safety Class	
Power(Watts)	25W
IP Rating	IP20
Light Source	LED built in
Dimmable	No
F Mark	


Fitting	
Input Type	Constant Current
Input Current	600mA
Voltage	40V
Safety Class	
Power(Watts)	24W
IP Rating	IP20
Light Source	LED built in

LED Type
LED Brand

COB
Cree

Gear

Gear Type
Input Voltage
50 Hz
60 Hz
Power(Watts)
Power Factor
Constant Current
600mA
IP Rating
Safety Class
Dimmable
Ambient Temp
Operating Temp
Housing Material
Brand

Led Driver
100-240V
Yes
Yes
16,2-25,2W
0,9
Yes
27-42V
IP20

No
70°C
40°C
Plastic
Lifud

Illumination Data

Colour Temperature
Lumen Output
Light Efficiency
CRI
Beam Angle
Illumination Diagram

4000K
1750lm
64,47lm/W
80
38°

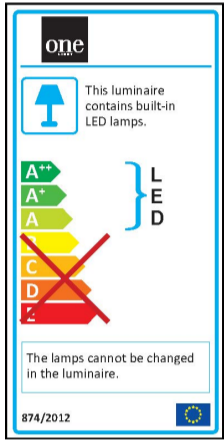

Packing Info

Box Length

18cm

Box Width	18cm
Box Height	15cm
Box Weight	1,08kg
Pcs/Carton	12
Barcode	5291889035541
HS Code	9405409900

Energy Label



Certification & Warranty

Warranty	2 Years
Weee Directive	Yes