



38W COB LED Recessed adjustable downlight, shop range, IP20.

Supplied with non-dimmable LED driver.

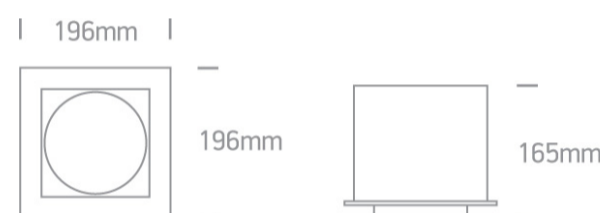
Complies with standard EN60598-1 and any other specific standards.



Downloads



Dimensions



Gallery






Physical Specification

Item Group	08 Downlights Adjustable LED
Family	The COB Shop Range Die cast
Order Code	51138/G/C
Colour	Grey
Material	Die Cast
Shape	Rectangular
Length	196mm

Width	196mm
Height	165mm
Cutout Hole Width	170mm
Cutout Hole Length	170mm
Recessed Ceiling	Yes
Depth Required	200mm
Indoor	Yes
Adjustable	2 Directions

Electrical Characteristics

Gear	External-Included
Fitting + Driver	
Input Voltage	100-240V
50 Hz	Yes
60 Hz	Yes
Safety Class	
Power(Watts)	38W
IP Rating	IP20
Light Source	LED built in
Dimmable	No
F Mark	


Fitting	
Input Type	Constant Current
Input Current	900mA
Voltage	42V
Safety Class	
Power(Watts)	37,8W
IP Rating	IP20
Light Source	LED built in

LED Type
LED Brand

COB
Cree

Gear

Gear Type
Input Voltage
50 Hz
60 Hz
Power(Watts)
Power Factor
Constant Current
900mA
IP Rating
Safety Class
Dimmable
Ambient Temp
Operating Temp
Housing Material
Brand

Led Driver
100-240V
Yes
Yes
24,3-37,8W
0,9
Yes
27-42V
IP20

No
70°C
40°C
Plastic
Lifud

Illumination Data

Colour Temperature
Lumen Output
Light Efficiency
CRI
Beam Angle
Illumination Diagram

4000K
2450lm
64,47lm/W
80
38°

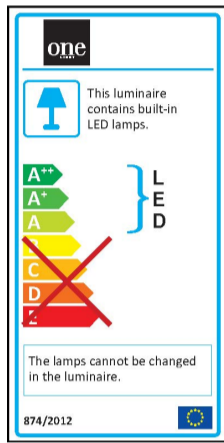

Packing Info

Box Length

23cm

Box Width	20,5cm
Box Height	18cm
Box Weight	1,9kg
Pcs/Carton	8
Barcode	5291889035480
HS Code	9405409900

Energy Label



Certification & Warranty

Warranty	2 Years
Weee Directive	Yes