



2x6W LED recessed adjustable spot, IP20.

Requires 350mA driver.

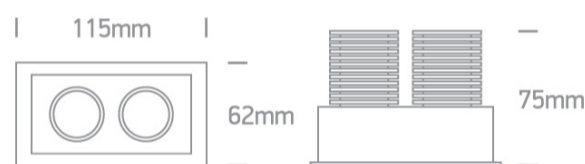
Complies with standard EN60598-1 and any other specific standards.



## Downloads



## Dimensions



Must be ordered separately



89008

## Physical Specification

Item Group

04 Recessed Spots Adjustable LED

Family

Moving Inner Cylinder Range

Order Code

51206M/W/W

Colour

White

Material

Die Cast



Shape

Rectangular

Length	115mm
Width	62mm
Height	75mm
Cutout Hole Width	108mm
Cutout Hole Length	58mm
Recessed Ceiling	Yes
Depth Required	95mm
Indoor	Yes
Adjustable	2 Directions

## Electrical Characteristics

### Fitting

Input Type	Constant Current
Input Current	350mA
Voltage	2x17,6V
Safety Class	
Power(Watts)	2x6W
IP Rating	IP20
Light Source	LED built in
LED Type	COB
LED Brand	Citizen
LED Number	2
Cable Length	40cm
F Mark	

## Illumination Data

Colour Temperature	3000K
Lumen Output	2x540lm
Light Efficiency	90lm/W

CRI

90

Beam Angle

24°

Illumination Diagram



### Packing Info

Pcs/Carton

36

Barcode

5291889064329

HS Code

9405409900

### Certification & Warranty

Warranty

3 Years

Weee Directive

Yes