



3x6W LED recessed adjustable spot, IP20.

Requires 350mA driver.

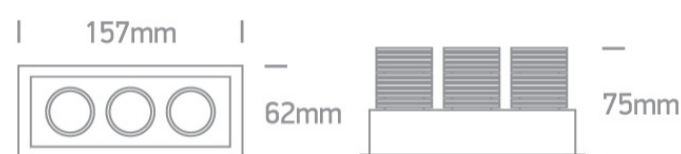
Complies with standard EN60598-1 and any other specific standards.



## Downloads



## Dimensions



Must be ordered separately



89008



## Physical Specification

Item Group	04 Recessed Spots Adjustable LED
Family	Moving Inner Cylinder Range
Order Code	51306M/W/W
Colour	White
Material	Die Cast
Shape	Rectangular

Length	157mm
Width	62mm
Height	75mm
Cutout Hole Width	150mm
Cutout Hole Length	58mm
Recessed Ceiling	Yes
Depth Required	95mm
Indoor	Yes
Adjustable	2 Directions


## Electrical Characteristics

### Fitting

Input Type	Constant Current
Input Current	350mA
Voltage	3x17,6V
Safety Class	
Power(Watts)	6W
IP Rating	IP20
Light Source	LED built in
LED Type	COB
LED Brand	Citizen
LED Number	2
Cable Length	40cm
F Mark	

## Illumination Data

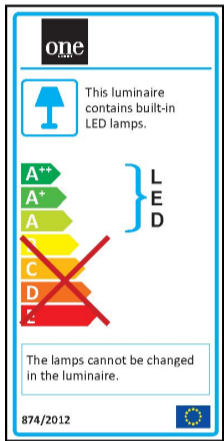
Colour Temperature	3000K
Lumen Output	3x540lm
Light Efficiency	90lm/W

CRI	90
Beam Angle	24°
Illumination Diagram	

### Packing Info

Pcs/Carton	24
Barcode	5291889064343
HS Code	9405409900

### Energy Label



### Certification & Warranty

Warranty	3 Years
Weee Directive	Yes