



16W COB LED adjustable recessed Spot with dark chrome reflector.

Supplied with non-dimmable LED driver.

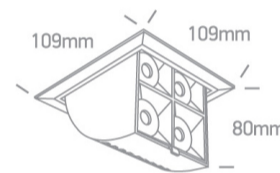
Complies with standard EN60598-1 and any other specific standards.



Downloads



Dimensions







Physical Specification

Item Group	04 Recessed Spots Adjustable LED
Family	Mirror Adjustable Boxes
Order Code	51406B/W/W
Colour	White
Material	Die Cast
Shape	Rectangular
Length	109mm
Width	109mm
Height	80mm
Cutout Hole Width	100mm
Cutout Hole Length	100mm
Recessed Ceiling	Yes

Depth Required	100mm
Indoor	Yes
Adjustable	1 Direction

Electrical Characteristics


Gear	External-Included
Fitting + Driver	
Input Voltage	220-240V
50 Hz	Yes
60 Hz	Yes
Safety Class	
Power(Watts)	16W
IP Rating	IP20
Light Source	LED built in
Dimmable	No
F Mark	

Fitting	
Input Type	Constant Current
Input Current	400mA
Voltage	35,6V
Safety Class	
Power(Watts)	14,2W
IP Rating	IP20
Light Source	LED built in
LED Type	COB
LED Brand	Cree
LED Number	4
F Mark	

Gear

Gear Type	Led Driver
Input Voltage	220-240V
50 Hz	Yes
60 Hz	Yes
Power(Watts)	8-16W
Power Factor	0,9
Constant Current	Yes
400mA	20-40V
IP Rating	IP20
Safety Class	
Dimmable	No
Housing Material	Plastic
Output Terminal	Cable
Brand	Lifud

Illumination Data

Colour Temperature	3000K
Lumen Output	1280lm
Light Efficiency	80lm/W
CRI	90
Beam Angle	38°
Illumination Diagram	

Packing Info

Pcs/Carton	30
Barcode	5291889064138
HS Code	9405409900

Warranty

3 Years

Weee Directive

Yes
