



20W COB LED adjustable recessed Spot with dark chrome reflector.

Supplied with non-dimmable LED driver.

Complies with standard EN60598-1 and any other specific standards.



Downloads



Dimensions







Physical Specification

Item Group	04 Recessed Spots Adjustable LED
Family	Mirror Adjustable Boxes
Order Code	51506B/B/W
Colour	Black
Material	Die Cast
Shape	Rectangular
Length	220mm
Width	68mm
Height	50mm
Cutout Hole Width	212mm
Cutout Hole Length	55mm
Recessed Ceiling	Yes

Depth Required	70mm
Indoor	Yes
Adjustable	1 Direction

Electrical Characteristics


Gear	External-Included
Fitting + Driver	
Input Voltage	220-240V
50 Hz	Yes
60 Hz	Yes
Safety Class	
Power(Watts)	20W
IP Rating	IP20
Light Source	LED built in
Dimmable	No
F Mark	

Fitting	
Input Type	Constant Current
Input Current	500mA
Voltage	35,7V
Safety Class	
Power(Watts)	17,85W
IP Rating	IP20
Light Source	LED built in
LED Type	COB
LED Brand	Cree
LED Number	5
F Mark	

Gear

Gear Type	Led Driver
Input Voltage	220-240V
50 Hz	Yes
60 Hz	Yes
Power(Watts)	12,5-20W
Power Factor	0,9
Constant Current	Yes
500mA	25-40V
IP Rating	IP20
Safety Class	
Dimmable	No
Housing Material	Plastic
Output Terminal	Cable
Brand	Lifud

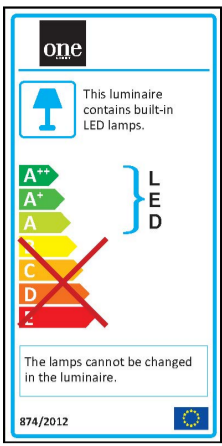
Illumination Data

Colour Temperature	3000K
Lumen Output	1600lm
Light Efficiency	80lm/W
CRI	90
Beam Angle	38°
Illumination Diagram	

Packing Info

Pcs/Carton	30
Barcode	5291889064169
HS Code	9405409900

Energy Label



Certification & Warranty

Warranty

3 Years

Weee Directive

Yes