



E27 +3W LED Wall Hotel Range fitting with White fabric shade, IP20.

Complete with driver.

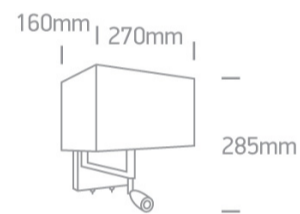
Complies with standard EN60598-1 and any other specific standards.



Downloads



Dimensions



Physical Specification

Item Group	18 Decorative
Family	The Hotel Range Metal
Order Code	61044/C/W
Colour	Chrome
Material	Metal
Diffuser Material	Fabric
Shape	Rectangular
Length	270mm
Width	160mm
Height	285mm
Surface Wall	Yes
Indoor	Yes

Adjustable

2 Directions

Electrical Characteristics

Gear

Built In

Fitting + Driver

Input Voltage

220-240V

50 Hz

Yes

60 Hz

Yes

Safety Class



Power(Watts)

3W LED + 40W E27

IP Rating

IP20

Light Source

LED built in

Dimmable

No

F Mark



Fitting

Input Type

Constant Current

Input Current

500mA

Voltage

5V

Power(Watts)

2,5W

IP Rating

IP20

Light Source

LED built in

LED Brand

Bridgelux

LED Number

1

Gear

Gear Type

Led Driver

Input Voltage

220-240V

50 Hz


Yes

60 Hz

Yes

Power(Watts)	1,5-4W
Power Factor	0,5
Constant Current	Yes
500mA	3-9,5V
IP Rating	IP20
Safety Class	
Housing Material	Plastic
Output Terminal	Connector

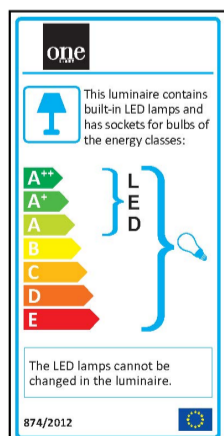
Illumination Data

Colour Temperature	3000K
Lumen Output	150lm
Light Efficiency	50lm/W
CRI	80
Illumination Diagram	

Packing Info

Box Weight	1,5Kg
Pcs/Carton	6
Barcode	5291889040743
HS Code	9405409900

Energy Label



Warranty

2 Years

Weee Directive

Yes
