



16W LED slim plafo light, IP40, suitable for residential and commercial application.

Supplied with non-dimmable LED driver.


Complies with standard EN60598-1 and any other specific standards.



Downloads








Dimensions




Physical Specification

Item Group	15 Plafo
Family	The LED Panel Plafo Round
Order Code	62115F/B/C
Colour	Black
Material	Die Cast
Shape	Circular
Height	39mm
Diameter	240mm
Surface Ceiling	Yes
Indoor	Yes
Adjustable	No

Gear	External-Included
Fitting + Driver	
Input Voltage	220-240V
50 Hz	Yes
60 Hz	Yes
Safety Class	
Power(Watts)	16W
IP Rating	IP40
Light Source	LED built in
Dimmable	No
F Mark	
Fitting	
Input Type	Constant Current
Input Current	500mA
Voltage	28V
Safety Class	
Power(Watts)	14W
IP Rating	IP40
Light Source	LED built in
LED Type	SMD 2016
LED Brand	Sanan
F Mark	
Gear	
Gear Type	Led Driver
Input Voltage	220-240V
50 Hz	Yes
60 Hz	Yes

Power(Watts)	12-14W
Power Factor	0,9
Constant Current	Yes
500mA	24-28V
IP Rating	IP20
Safety Class	
Dimmable	No
Housing Material	Plastic
Output Terminal	Cable
Brand	KEGU

Illumination Data

Colour Temperature	4000K
Lumen Output	1118lm
Light Efficiency	70lm/W
CRI	80
Illumination Diagram	

Packing Info

Box Length	25,5cm
Box Width	24,5cm
Box Height	4,5cm
Box Weight	1,2kg
Pcs/Carton	10
Barcode	5291889060284
HS Code	9405409900

Warranty

2 Years

Weee Directive

Yes