



22W LED slim plafo light, IP40, suitable for residential and commercial application.

Supplied with non-dimmable LED driver.

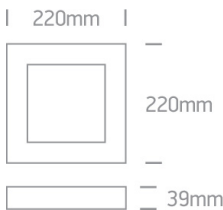
Complies with standard EN60598-1 and any other specific standards.



Downloads








Dimensions




Physical Specification

Item Group	15 Plafo
Family	The LED Panel Plafo Square
Order Code	62122F/B/W
Colour	Black
Material	Die Cast
Shape	Rectangular
Length	220mm
Width	220mm
Height	39mm
Surface Ceiling	Yes
Indoor	Yes
Adjustable	No

Gear		External-Included	
Fitting + Driver			
Input Voltage		220-240V	
50 Hz		Yes	
60 Hz		Yes	
Safety Class			
Power(Watts)		22W	
IP Rating		IP40	
Light Source		LED built in	
Dimmable		No	
F Mark			
Fitting			
Input Type		Constant Current	
Input Current		700mA	
Voltage		28V	
Safety Class			
Power(Watts)		18,2W	
IP Rating		IP40	
Light Source		LED built in	
LED Type		SMD 2016	
LED Brand		Sanan	
F Mark			
Gear			
Gear Type		Led Driver	
Input Voltage		220-240V	
50 Hz		Yes	
60 Hz		Yes	

Power(Watts)	12,6-21W
Power Factor	0,9
Constant Current	Yes
700mA	18-30V
IP Rating	IP20
Safety Class	
Dimmable	No
Ambient Temp	45°C
Operating Temp	80°C
Housing Material	Plastic
Output Terminal	Cable
Manufacturer	Eaglerise

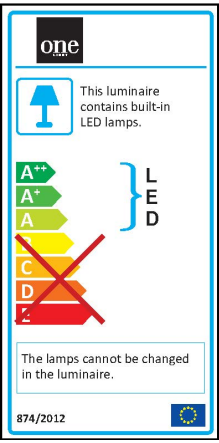
Illumination Data

Colour Temperature	3000K
Lumen Output	1490lm
Light Efficiency	67,72lm/W
CRI	80
Illumination Diagram	

Packing Info

Box Length	23,5cm
Box Width	22cm
Box Height	4,5cm
Box Weight	1,4kg
Pcs/Carton	10
Barcode	5291889060307
HS Code	9405409900

Energy Label



Certification & Warranty

Warranty

2 Years

Weee Directive

Yes