



30W LED Decorative Plafo, IP20, suitable for residential and commercial application.

Complete with 750mA driver.

Complies with standard EN60598-1 and any other specific standards.



Downloads







Dimensions




Physical Specification

Item Group	15 Plafo
Family	The LED Decorative Plafo
Order Code	62130L/BGL/W
Colour	Brushed Gold
Material	Aluminium
Shape	Circular
Height	57mm
Diameter	375mm
Surface Ceiling	Yes
Indoor	Yes
Adjustable	No

Gear	Built In
Fitting + Driver	
Input Voltage	220-240V
50 Hz	Yes
60 Hz	Yes
Safety Class	
Power(Watts)	30W
IP Rating	IP20
Light Source	LED built in
Dimmable	No
F Mark	
Fitting	
Input Type	Constant Current
Input Current	750mA
Voltage	38V
Power(Watts)	28,5W
IP Rating	IP20
Light Source	LED built in
LED Type	SMD 2835
LED Brand	Bridgelux
F Mark	
Gear	
Gear Type	Led Driver
Input Voltage	220-240V
50 Hz	Yes
60 Hz	Yes
Power(Watts)	20,25-30W

Power Factor	0,9
Constant Current	Yes
750mA	27-40V
IP Rating	IP20
Safety Class	
Dimmable	No
Output Terminal	Cable
Brand	KEGU

Illumination Data

Colour Temperature	3000K
Lumen Output	2550lm
Light Efficiency	85lm/W
CRI	80
Illumination Diagram	

Packing Info

Pcs/Carton	1
Barcode	5291889067795
HS Code	9405409900

Certification & Warranty

Warranty	3 Years
----------	---------

