



40W LED slim plafo light, IP20, suitable for residential and commercial application.

Supplied with non-dimmable LED driver.

Complies with standard EN60598-1 and any other specific standards.



Downloads







Dimensions



Physical Specification

Item Group	15 Plafo
Family	The Ultra Slim LED Floating Plafo Aluminium
Order Code	62140FB/W/W
Colour	White
Material	Aluminium
Shape	Circular
Height	55mm
Diameter	400mm
Surface Ceiling	Yes
Indoor	Yes
Adjustable	No

Gear		External-Included	
Fitting + Driver			
Input Voltage		220-240V	
50 Hz		Yes	
60 Hz		Yes	
Safety Class			
Power(Watts)		40W	
IP Rating		IP20	
Light Source		LED built in	
Dimmable		No	
F Mark			
Fitting			
Input Type		Constant Current	
Input Current		1000mA	
Voltage		39V	
Safety Class			
Power(Watts)		39W	
IP Rating		IP20	
Light Source		LED built in	
LED Type		SMD 2835	
LED Brand		Sanan	
F Mark			
Gear			
Gear Type		Led Driver	
Input Voltage		220-240V	
50 Hz		Yes	
60 Hz		Yes	

Power(Watts)
Power Factor
Constant Current
1000mA
IP Rating
Safety Class
Dimmable
Ambient Temp
Operating Temp
Housing Material
Output Terminal
Fast Connector
Fast Connector Type
Brand

25-42W
0,9
Yes
25-42V
IP20

No
40°C
80°C
Plastic
Cable
Yes
Other
Lifud

Illumination Data

Colour Temperature
Lumen Output
Light Efficiency
CRI
Illumination Diagram

3000K
3500lm
87,5lm/W
80


Packing Info

Pcs/Carton
Barcode
HS Code

4
5291889057406
9405409900

Energy Label



Certification & Warranty

Warranty

2 Years

Weee Directive

Yes