



42W LED Pendant , IP20 suitable for residential and commercial application .

Complete with 1000mA driver.

Complies with standard EN60598-1 and any other specific standards.



### Downloads



### Dimensions



### Gallery






### Physical Specification

Item Group	18 Decorative
Family	LED Pendant Rings
Order Code	62142NB/AN/W
Colour	Anthracite
Material	Aluminium
Shape	Circular
Height	108mm

Diameter	600mm
Suspended Ceiling	Yes
Indoor	Yes
Adjustable	No

## Electrical Characteristics


Gear	Built In
Fitting + Driver	
Input Voltage	220-240V
50 Hz	Yes
60 Hz	Yes
Safety Class	
Power(Watts)	42W
IP Rating	IP20
Light Source	LED built in
Dimmable	No
F Mark	

Fitting	
Input Type	Constant Current
Input Current	1000mA
Voltage	40V
Power(Watts)	48W
IP Rating	IP20
Light Source	LED built in
LED Type	SMD 2835
LED Brand	Epistar
F Mark	

Gear
------

Gear Type	Led Driver
Input Voltage	220-240V
50 Hz	Yes
60 Hz	Yes
Power(Watts)	27-42W
Power Factor	0,9
Constant Current	Yes
1000mA	27-42V
IP Rating	IP20
Safety Class	
Dimmable	No
Housing Material	Plastic
Output Terminal	Cable
Brand	Lifud

#### Illumination Data

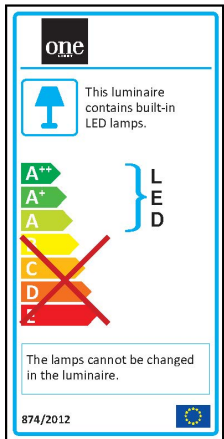
Colour Temperature	3000K
Lumen Output	2520lm
Light Efficiency	60lm/W
CRI	80
Illumination Diagram	

#### Packing Info

Box Length	65cm
Box Width	65cm
Box Height	16cm
Box Weight	3,8Kg
Pcs/Carton	1
Carton Length	65cm
Carton Width	65cm

Carton Height	16cm
Carton Weight	3,8Kg
Barcode	5291889046837
HS Code	9405409900

## Energy Label



## Certification & Warranty

Warranty	3 Years
Weee Directive	Yes