



50W LED Pendant, IP20 suitable for residential and commercial application.

Complete with 1200mA driver.

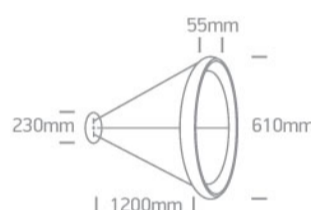
Complies with standard EN60598-1 and any other specific standards.



Downloads



Dimensions



Physical Specification

Item Group	18 Decorative
Family	LED Pendant Rings
Order Code	62144NB/W/W
Colour	White
Material	Metal
Shape	Circular
Height	1200mm
Diameter	610mm
Suspended Ceiling	Yes
Indoor	Yes
Adjustable	No

Gear

Built In

Fitting + Driver

Input Voltage

220-240V

50 Hz

Yes

60 Hz

Yes

Safety Class



Power(Watts)

50W

IP Rating

IP20

Light Source

LED built in

Dimmable

No

F Mark



Fitting

Input Type

Constant Current

Input Current

1200mA

Voltage

40V

Power(Watts)

48W

IP Rating

IP20

Light Source

LED built in

LED Type

SMD 2835

LED Brand

Bridgelux

F Mark



Gear

Gear Type

Led Driver

Input Voltage

220-240V

50 Hz


Yes

60 Hz


Yes

Power(Watts)

36-50,4W

Power Factor	0,9
Constant Current	Yes
1200mA	30-42V
IP Rating	IP20
Safety Class	
Dimmable	No
Brand	Kegu

Illumination Data

Colour Temperature	3000K
Lumen Output	3000lm
Light Efficiency	60lm/W
CRI	80
Illumination Diagram	

Packing Info

Box Length	68cm
Box Width	68cm
Box Height	12cm
Box Weight	3,6Kg
Pcs/Carton	1
Carton Length	68cm
Carton Width	68cm
Carton Height	12cm
Carton Weight	3,6Kg
Barcode	5291889056836
HS Code	9405409900

Warranty

3 Years

Weee Directive

Yes
