



40W LED slim plafo light, IP20, suitable for residential and commercial application.

Supplied with non-dimmable LED driver.

Complies with standard EN60598-1 and any other specific standards.



Downloads






Dimensions



Physical Specification

Item Group	15 Plafo
Family	The Super Slim LED Plafo
Order Code	62152A/W/C
Colour	White
Material	Aluminium
Shape	Rectangular
Length	620mm
Width	620mm
Height	33mm
Surface Ceiling	Yes
Indoor	Yes
Adjustable	No

Gear		Built In	
Fitting + Driver			
Input Voltage		220-240V	
50 Hz		Yes	
60 Hz		Yes	
Safety Class			
Power(Watts)		40W	
IP Rating		IP20	
Light Source		LED built in	
Dimmable		No	
F Mark			
Fitting			
Input Type		Constant Current	
Input Current		900mA	
Voltage		43V	
Power(Watts)		38,7W	
IP Rating		IP20	
Light Source		LED built in	
LED Type		SMD 2835	
LED Brand		Sanan	
F Mark			
Gear			
Gear Type		Led Driver	
Input Voltage		220-240V	
50 Hz		Yes	
60 Hz		Yes	
Power(Watts)		27-40,5W	

Power Factor
Constant Current
900mA
IP Rating
Safety Class
Dimmable
Housing Material
Output Terminal
Brand

0,9
Yes
30-45V
IP20
<div><div></div></div>
No
Plastic
Connector
3AAA

Illumination Data

Colour Temperature
Lumen Output
Light Efficiency
CRI
Illumination Diagram

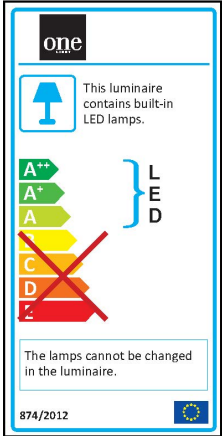
4000K
2800lm
70lm/W
80
<div><div></div></div>

Packing Info

Pcs/Carton
Barcode
HS Code

5
5291889063476
9405409900

Energy Label



Warranty

3 Years

Weee Directive

Yes