



40W LED slim plafo light, IP20, suitable for residential and commercial application.

Supplied with non-dimmable LED driver.

Complies with standard EN60598-1 and any other specific standards.



Downloads






Dimensions



Physical Specification

Item Group	15 Plafo
Family	The Super Slim LED Plafo
Order Code	62152/W/W
Colour	White
Material	Aluminium
Shape	Circular
Height	33mm
Diameter	600mm
Surface Ceiling	Yes
Indoor	Yes
Adjustable	No

Gear	Built In
Fitting + Driver	
Input Voltage	220-240V
50 Hz	Yes
60 Hz	Yes
Safety Class	
Power(Watts)	40W
IP Rating	IP20
Light Source	LED built in
Dimmable	No
F Mark	
Fitting	
Input Type	Constant Current
Input Current	900mA
Voltage	43V
Power(Watts)	38,7W
IP Rating	IP20
Light Source	LED built in
LED Type	SMD 2835
LED Brand	Sanan
F Mark	
Gear	
Gear Type	Led Driver
Input Voltage	220-240V
50 Hz	Yes
60 Hz	Yes
Power(Watts)	27-40,5W

Power Factor
Constant Current
900mA
IP Rating
Safety Class
Dimmable
Housing Material
Output Terminal
Brand

0,9
Yes
30-45V
IP20

No
Plastic
Connector
3AAA

Illumination Data

Colour Temperature
Lumen Output
Light Efficiency
CRI
Illumination Diagram

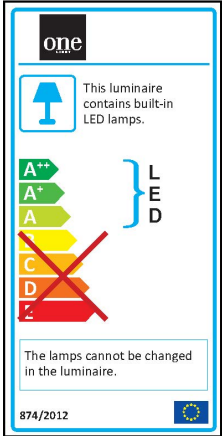
3000K
2800lm
70lm/W
80


Packing Info

Pcs/Carton
Barcode
HS Code

5
5291889063483
9405409900

Energy Label



Warranty

3 Years

Weee Directive

Yes