



65W LED Pendant , IP20 suitable for residential and commercial application.

Complete with 1600mA driver.

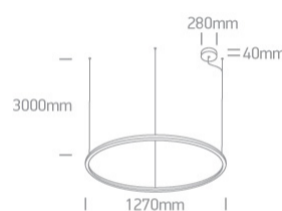
Complies with standard EN60598-1 and any other specific standards.



#### Downloads



#### Dimensions



#### Physical Specification

Item Group	18 Decorative
Family	LED Circle Rings
Order Code	62156C/B/W
Colour	Black
Material	Aluminium
Shape	Circular
Height	3000mm
Diameter	1270mm
Suspended Ceiling	Yes
Indoor	Yes
Adjustable	No

## Gear

## Built In

## Fitting + Driver

Input Voltage

220-240V

50 Hz

Yes

60 Hz

Yes

Safety Class



Power(Watts)

65W

IP Rating

IP20

Light Source

LED built in

Dimmable

No

F Mark



## Fitting

Input Type

Constant Current

Input Current

1600mA

Voltage

38V

Power(Watts)

60,8W

IP Rating

IP20

Light Source

LED built in

LED Type

SMD 2835

LED Brand

Bridgelux

F Mark



## Gear

Gear Type

Led Driver

Input Voltage

220-240V

50 Hz


Yes

60 Hz


Yes

Power(Watts)

48-67,2W

Power Factor	0,9
Constant Current	Yes
1600mA	30-42V
IP Rating	IP20
Safety Class	
Dimmable	No
Housing Material	Plastic
Output Terminal	Cable
Brand	BOKE

### Illumination Data

Colour Temperature	3000K
Lumen Output	4300lm
Light Efficiency	66,15lm/W
CRI	80
Illumination Diagram	

### Packing Info

Box Weight	5,7Kg
Pcs/Carton	1
Carton Weight	5,7Kg
Barcode	5291889064688
HS Code	9405409900

Warranty

---

3 Years

---

Weee Directive

---

Yes

---