



60W LED slim plafo light, IP20, suitable for residential and commercial application.

Supplied with non-dimmable LED driver.

Complies with standard EN60598-1 and any other specific standards.



Downloads







Dimensions




Physical Specification

Item Group	15 Plafo
Family	The Ultra Slim LED Floating Plafo Aluminium
Order Code	62160FB/B/C
Colour	Black
Material	Aluminium
Shape	Circular
Height	55mm
Diameter	600mm
Surface Ceiling	Yes
Indoor	Yes
Adjustable	No


Gear	External-Included
Fitting + Driver	
Input Voltage	220-240V
50 Hz	Yes
60 Hz	Yes
Safety Class	
Power(Watts)	60W
IP Rating	IP20
Light Source	LED built in
Dimmable	No
F Mark	

Fitting	
Input Type	Constant Current
Input Current	1500mA
Voltage	39V
Safety Class	
Power(Watts)	58,5W
IP Rating	IP20
Light Source	LED built in
LED Type	SMD 2835
LED Brand	Sanan
F Mark	

Gear	
Gear Type	Led Driver
Input Voltage	220-240V
50 Hz	Yes
60 Hz	Yes

Power(Watts)	37,5-63W
Power Factor	0,9
Constant Current	Yes
1500mA	25-42V
IP Rating	IP20
Safety Class	
Dimmable	No
Ambient Temp	40°C
Operating Temp	80°C
Housing Material	Plastic
Output Terminal	Cable
Fast Connector	Yes
Fast Connector Type	Other
Brand	Lifud

Illumination Data

Colour Temperature	4000K
Lumen Output	5300lm
Light Efficiency	88,33lm/W
CRI	80
Illumination Diagram	

Packing Info

Pcs/Carton	3
Barcode	5291889057451
HS Code	9405409900

Warranty

2 Years

Weee Directive

Yes
