



60W LED slim plafo light, IP20, suitable for residential and commercial application.

Supplied with non-dimmable LED driver.

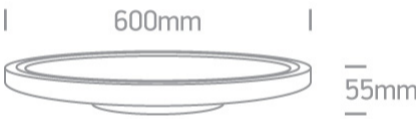
Complies with standard EN60598-1 and any other specific standards.



Downloads







Dimensions



Physical Specification

Item Group	15 Plafo
Family	The Ultra Slim LED Floating Plafo Aluminium
Order Code	62160FB/W/W
Colour	White
Material	Aluminium
Shape	Circular
Height	55mm
Diameter	600mm
Surface Ceiling	Yes
Indoor	Yes
Adjustable	No

Gear	External-Included
Fitting + Driver	
Input Voltage	220-240V
50 Hz	Yes
60 Hz	Yes
Safety Class	
Power(Watts)	60W
IP Rating	IP20
Light Source	LED built in
Dimmable	No
F Mark	
Fitting	
Input Type	Constant Current
Input Current	1500mA
Voltage	39V
Safety Class	
Power(Watts)	58,5W
IP Rating	IP20
Light Source	LED built in
LED Type	SMD 2835
LED Brand	Sanan
F Mark	
Gear	
Gear Type	Led Driver
Input Voltage	220-240V
50 Hz	Yes
60 Hz	Yes

Power(Watts)
Power Factor
Constant Current
1500mA
IP Rating
Safety Class
Dimmable
Ambient Temp
Operating Temp
Housing Material
Output Terminal
Fast Connector
Fast Connector Type
Brand

37,5-63W
0,9
Yes
25-42V
IP20

No
40°C
80°C
Plastic
Cable
Yes
Other
Lifud

Illumination Data

Colour Temperature
Lumen Output
Light Efficiency
CRI
Illumination Diagram

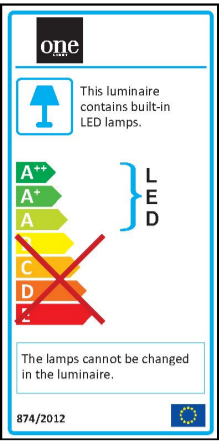
3000K
5300lm
88,33lm/W
80


Packing Info

Pcs/Carton
Barcode
HS Code

3
5291889057437
9405409900

Energy Label



Certification & Warranty

Warranty

2 Years

Weee Directive

Yes