



50W LED Decorative Plafo, IP20, suitable for residential and commercial application.

Complete with 1300mA driver.

Complies with standard EN60598-1 and any other specific standards.



Downloads







Dimensions




Physical Specification

Item Group	15 Plafo
Family	Decorative Plafo
Order Code	62182A/BBR/W
Colour	Brushed Brown
Material	Aluminium
Shape	Circular
Height	87mm
Diameter	600mm
Surface Ceiling	Yes
Indoor	Yes
Adjustable	No

Gear	Built In
Fitting + Driver	
Input Voltage	220-240V
50 Hz	Yes
60 Hz	Yes
Safety Class	
Power(Watts)	50W
IP Rating	IP20
Light Source	LED built in
Dimmable	No
F Mark	
Fitting	
Input Type	Constant Current
Input Current	1300mA
Voltage	37V
Power(Watts)	48,1W
IP Rating	IP20
Light Source	LED built in
LED Type	SMD 2835
LED Brand	Bridgelux
F Mark	
Gear	
Gear Type	Led Driver
Input Voltage	220-240V
50 Hz	Yes
60 Hz	Yes
Power(Watts)	42,9-59,8W

Power Factor	0,9
Constant Current	Yes
1300mA	33-46V
IP Rating	IP20
Safety Class	
Dimmable	No
Output Terminal	Cable
Brand	Kegu

Illumination Data

Colour Temperature	3000K
Lumen Output	4250lm
Light Efficiency	85lm/W
CRI	80
Illumination Diagram	

Packing Info

Pcs/Carton	1
Barcode	5291889066002
HS Code	9405409900

Certification & Warranty

Warranty	2 Years
----------	---------

