



65W LED Decorative Pendant.

Complete with 24V driver.

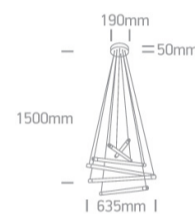
Complies with standard EN60598-1 and any other specific standards.



Downloads



Dimensions



Physical Specification

Item Group	18 Decorative
Family	The Light Bars
Order Code	63056/BBS
Colour	Brushed Brass
Material	Aluminium + Steel
Diffuser Material	Acrylic
Shape	Circular
Height	1500mm
Diameter	635mm
Suspended Ceiling	Yes
Indoor	Yes
Adjustable	No

Gear

Built In

Fitting + Driver

Input Voltage

220-240V

50 Hz

Yes

60 Hz

Yes

Safety Class



Power(Watts)

65W

IP Rating

IP20

Light Source

LED built in

Dimmable

No

F Mark



Fitting

Input Type

Constant Voltage

Input Voltage

24V DC

Safety Class



Power(Watts)

65W

IP Rating

IP20

Light Source

LED built in

LED Type

SMD 2835

LED Brand

Epistar

Gear

Gear Type

Led Driver

Input Voltage

220-240V

50 Hz

Yes

60 Hz


Yes

Power(Watts)


65W

Power Factor

0,9

Constant Voltage	Yes
24 V	Yes
IP Rating	IP20
Safety Class	
Dimmable	No
Housing Material	Plastic
Output Terminal	Connector
Brand	ANWAY

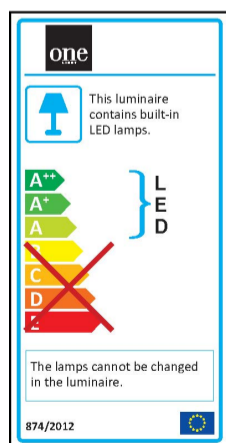
Illumination Data

Colour Temperature	3000K
Lumen Output	3900lm
Light Efficiency	50lm/W
CRI	80
Illumination Diagram	

Packing Info

Pcs/Carton	1
Barcode	5291889065692
HS Code	9405409900

Energy Label



Warranty

2 Years

Weee Directive

Yes
