



80W LED Cloud Pendant , IP20 suitable for residential and commercial application .

Complete with 1000mA drivers.

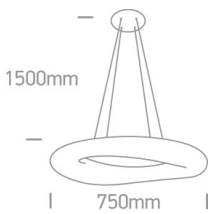
Complies with standard EN60598-1 and any other specific standards.



Downloads







Dimensions




Physical Specification

Item Group	18 Decorative
Family	The Cloud Pendant Series
Order Code	63110C/W
Colour	White
Material	Metal
Diffuser Material	PC
Shape	Circular
Height	1500mm
Diameter	750mm
Suspended Ceiling	Yes
Indoor	Yes
Adjustable	No

Gear		Built In	
Fitting + Driver			
Input Voltage		220-240V	
50 Hz		Yes	
60 Hz		Yes	
Safety Class			
Power(Watts)		80W	
IP Rating		IP20	
Light Source		LED built in	
Dimmable		No	
F Mark			
Fitting			
Input Type		Constant Current	
Input Current		1000mA	
Voltage		2x38V	
Power(Watts)		2x38W	
IP Rating		IP20	
Light Source		LED built in	
LED Type		SMD 2835	
LED Brand		Sanan	
F Mark			
Gear			
Gear Type		Led Driver	
Input Voltage		220-240V	
50 Hz		Yes	
60 Hz		Yes	
Power(Watts)		27-42W	

Power Factor	0,9
Constant Current	Yes
1000mA	27-42V
IP Rating	IP20
Safety Class	
Dimmable	No
Housing Material	Plastic
Output Terminal	Cable
Brand	Lifud

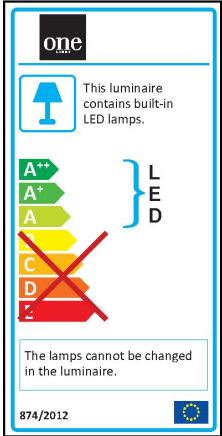
Illumination Data

Colour Temperature	3000K
Lumen Output	6400lm
Light Efficiency	80lm/W
CRI	80
Illumination Diagram	

Packing Info

Pcs/Carton	1
Barcode	5291889062783
HS Code	9405409900

Energy Label



Warranty

3 Years

Weee Directive

Yes