



108W LED Cloud Pendant , IP20 suitable for residential and commercial application .

Complete with 1300mA drivers.

Complies with standard EN60598-1 and any other specific standards.



Downloads





Dimensions




Physical Specification

Item Group	18 Decorative
Family	The Cloud Pendant Series
Order Code	63110D/W
Colour	White
Material	Metal
Diffuser Material	PC
Shape	Circular
Height	1500mm
Diameter	910mm
Suspended Ceiling	Yes
Indoor	Yes
Adjustable	No

Electrical Characteristics

Gear	Built In
Fitting + Driver	
Input Voltage	220-240V
50 Hz	Yes
60 Hz	Yes
Safety Class	
Power(Watts)	108W
IP Rating	IP20
Light Source	LED built in
Dimmable	No
F Mark	

Fitting	
Input Type	Constant Current
Input Current	1300mA
Voltage	2x40V
Power(Watts)	2x52W
IP Rating	IP20
Light Source	LED built in
LED Type	SMD 2835
LED Brand	Sanan
F Mark	

Gear	
Gear Type	Led Driver
Input Voltage	220-240V
50 Hz	Yes
60 Hz	Yes
Power(Watts)	35-55W

Power Factor
Constant Current
1300mA
IP Rating
Safety Class
Dimmable
Housing Material
Output Terminal
Brand

0,9
Yes
27-42V
IP20

No
Plastic
Cable
Lifud

Illumination Data

Colour Temperature
Lumen Output
Light Efficiency
CRI
Illumination Diagram

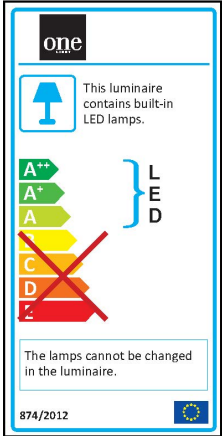
3000K
8700lm
80,55lm/W
80


Packing Info

Pcs/Carton
Barcode
HS Code

1
5291889062882
9405409900

Energy Label



Warranty

3 Years

Weee Directive

Yes