



40W LED Pendant , IP20 suitable for residential and commercial application .

Complete with 1300mA driver.

Complies with standard EN60598-1 and any other specific standards.



Downloads



Dimensions



Physical Specification

Item Group	18 Decorative
Family	LED Pendant Rings
Order Code	63114/W/W
Colour	White
Material	Metal
Diffuser Material	Plastic
Shape	Circular
Height	2000mm
Diameter	600mm
Suspended Ceiling	Yes
Indoor	Yes
Adjustable	No

## Gear

## Built In

## Fitting + Driver

Input Voltage

220-240V

50 Hz

Yes

60 Hz

Yes

Safety Class



Power(Watts)

40W

IP Rating

IP20

Light Source

LED built in

Dimmable

No

F Mark



## Fitting

Input Type

Constant Current

Input Current

1000mA

Voltage

39V

Power(Watts)

39W

IP Rating

IP20

Light Source

LED built in

LED Type

SMD 2835

LED Brand

Sanan

F Mark



## Gear

Gear Type

Led Driver

Input Voltage

220-240V

50 Hz


Yes

60 Hz


Yes

Power(Watts)

33-40W

Power Factor	0,9
Constant Current	Yes
1000mA	33-40V
IP Rating	IP20
Safety Class	
Dimmable	No
Housing Material	Plastic
Brand	Lifud

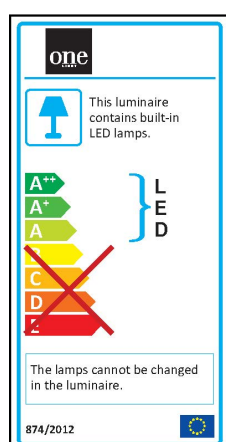
### Illumination Data

Colour Temperature	3000K
Lumen Output	2400lm
Light Efficiency	60lm/W
CRI	80
Illumination Diagram	

### Packing Info

Pcs/Carton	1
Barcode	5291889062912
HS Code	9405409900

### Energy Label



Warranty

---

2 Years

---

Weee Directive

---

Yes

---