



LED Linear track light, high lumen output ideal for shops and showrooms.

Complete with driver.

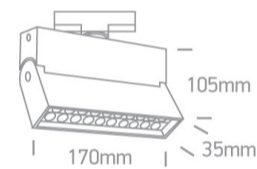
Complies with standard EN60598-1 and any other specific standards.



Downloads



Dimensions



Related items



40003A/W

Physical Specification

Item Group

10 Track Spots

Family

The Track Floodlight Range

Order Code

65020T/W/W

Colour

White

Material

Die Cast

Shape


Rectangular

Length

170mm


Width	35mm
Height	105mm
Track mounted	Yes
Indoor	Yes
Adjustable	2 Directions

Electrical Characteristics


Gear	Built In
Fitting + Driver	
Input Voltage	220-240V
50 Hz	Yes
60 Hz	Yes
Safety Class	
Power(Watts)	20W
IP Rating	IP20
Light Source	LED built in
Dimmable	No

Fitting	
Input Type	Constant Current
Input Current	600mA
Voltage	30V
Power(Watts)	20W
IP Rating	IP20
Light Source	LED built in
LED Type	SMD 3030
LED Brand	Lumileds
LED Number	20

Gear	
------	--

Gear Type	Led Driver
Input Voltage	220-240V
50 Hz	Yes
60 Hz	Yes
Power(Watts)	16,2-25,2W
Power Factor	0,9
Constant Current	Yes
600mA	27-42V
IP Rating	IP20
Safety Class	
Dimmable	No
Housing Material	Plastic
Output Terminal	Connector
Manufacturer	Lifud
Protection	Short Circuit Protection

Illumination Data

Colour Temperature	3000K
Lumen Output	1400lm
Light Efficiency	70lm/W
CRI	80
Beam Angle	24°
Illumination Diagram	

Packing Info

Box Length	18cm
Box Width	16cm
Box Height	4.5cm
Box Weight	0,6Kg
Pcs/Carton	20

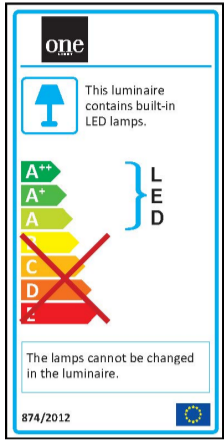
Barcode

5291889013044

HS Code

9405409900

Energy Label



Certification & Warranty

Warranty

2 Years

Weee Directive

Yes