



3W COB LED +6W backlight bedside adjustable fitting with 2 switches, IP20.

Complete with 700mA+500mA drivers.

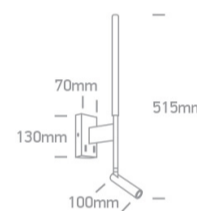
Complies with standard EN60598-1 and any other specific standards.



### Downloads





### Dimensions




### Physical Specification

Item Group	New 2021 Edition 2
Family	Decorative
Order Code	65144/W/W
Colour	White
Material	Metal + Aluminium
Shape	Rectangular
Surface Wall	Yes
Indoor	Yes
Adjustable	2 Directions

### Electrical Characteristics

Gear	Built In
Fitting + Driver	
Input Voltage	220-240V
50 Hz	Yes
60 Hz	Yes
Safety Class	
Power(Watts)	3W+6W
IP Rating	IP20
Light Source	LED built in
Dimmable	No
F Mark	

Fitting	
Input Type	Constant Current
Input Current	700mA+500mA
Voltage	2,8V + 9V
Safety Class	
Power(Watts)	1,96W + 4,5W
IP Rating	IP20
Light Source	LED built in
LED Type	COB
LED Brand	Edison + Samsung

Gear	
Gear Type	Led Driver
Input Voltage	220-240V
50 Hz	Yes
60 Hz	Yes
Power(Watts)	1,6-3W
Power Factor	0,5
Constant Current	Yes

500mA
700mA
IP Rating
Safety Class
Dimmable
Brand

6-12V
2,5-4V
IP20

No
Eaglerise

### Illumination Data

Colour Temperature
Lumen Output
Light Efficiency
CRI
Illumination Diagram

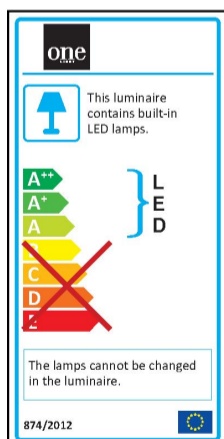
3000K
530lm
58,89lm/W
80


### Packing Info

Pcs/Carton
Barcode
HS Code

20
5291889070009
9405409900

### Energy Label



Warranty

---

2 Years

---

Weee Directive

---

Yes

---