

3W COB LED +6W side light bedside adjustable fitting with 2 switches, IP20.

Complete with 500mA and 700mA drivers.

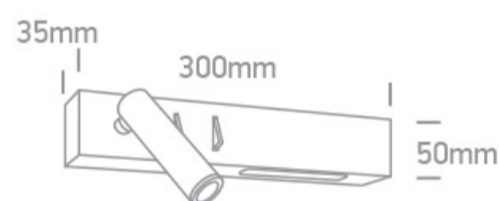
Complies with standard EN60598-1 and any other specific standards.



Downloads



Dimensions



Physical Specification

Item Group	New 2021 Edition 2
Family	Decorative
Order Code	65146/W/W
Colour	White
Material	Metal + Aluminium
Shape	Rectangular
Length	300mm
Width	50mm
Height	35mm
Surface Wall	Yes
Indoor	Yes
Adjustable	2 Directions

Gear

Built In

Fitting + Driver

Input Voltage

220-240V

50 Hz

Yes

60 Hz

Yes

Safety Class



Power(Watts)

3W+6W

IP Rating

IP20

Light Source

LED built in

Dimmable

No

F Mark



Fitting

Input Type

Constant Current

Input Current

700mA+500mA

Voltage

2,8V + 6,24V

Safety Class



Power(Watts)

1,96W + 4,36W

IP Rating

IP20

Light Source

LED built in

LED Type

COB

LED Brand

Edison + Samsung

Gear

Gear Type

Led Driver

Input Voltage

220-240V

50 Hz

Yes

60 Hz


Yes

Power(Watts)

9W

Power Factor	0,5
Constant Current	Yes
500mA	5-12v
700mA	2,5-4V
IP Rating	IP20
Safety Class	
Dimmable	No
Brand	Eaglerise

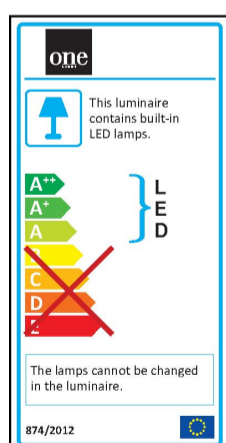
Illumination Data

Colour Temperature	3000K
Lumen Output	480lm
Light Efficiency	53,33lm/W
CRI	80
Illumination Diagram	

Packing Info

Pcs/Carton	20
Barcode	5291889070023
HS Code	9405409900

Energy Label



Warranty

2 Years

Weee Directive

Yes
