



15W COB LED track spot with, ideal for shops and showrooms.

Complete with 350mA driver.

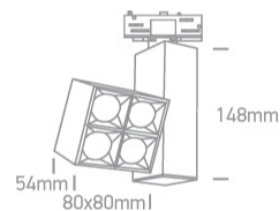
Complies with standard EN60598-1 and any other specific standards.



### Downloads



### Dimensions



### Related items



40002A/W



40003A/W

### Physical Specification

Item Group

10 Track Spots

Family

Mirror Square Track Spots

Order Code

65406BT/W/W

Colour

White

Material

Die Cast

Shape


Rectangular


Length

80mm


Width	80mm
Height	148mm
Track mounted	Yes
Indoor	Yes
Adjustable	2 Directions

## Electrical Characteristics


Gear	Built In
Fitting + Driver	
Input Voltage	220-240V
50 Hz	Yes
60 Hz	Yes
Safety Class	
Power(Watts)	15W
IP Rating	IP20
Light Source	LED built in
Dimmable	No

Fitting	
Input Type	Constant Current
Input Current	350mA
Voltage	40V
Safety Class	
Power(Watts)	14W
IP Rating	IP20
Light Source	LED built in
LED Type	COB
LED Brand	Cree
LED Number	4

## Gear

Gear Type	Led Driver
Input Voltage	220-240V
50 Hz	Yes
60 Hz	Yes
Power(Watts)	9,45-14,7W
Power Factor	0,9
Constant Current	Yes
350mA	27-42V
IP Rating	IP20
Safety Class	
Dimmable	No
Housing Material	Plastic
Output Terminal	Connector
Brand	Lifud

## Illumination Data

Colour Temperature	3000K
Lumen Output	1200lm
Light Efficiency	80lm/W
CRI	90
Beam Angle	38°
Illumination Diagram	

## Packing Info

Pcs/Carton	24
Barcode	5291889067863
HS Code	9405409900

## Energy Label



## Certification & Warranty

Warranty

3 Years

Weee Directive

Yes