



36W SMD LED track spot with, ideal for shops and showrooms.

Complete with 1000mA driver.

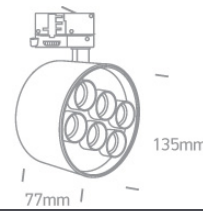
Complies with standard EN60598-1 and any other specific standards.



### Downloads



### Dimensions



### Related items



40002A/B



40003A/B

### Physical Specification

Item Group

10 Track Spots

Family

Dark Light Tubes Track Spots

Order Code

65656DT/B/W

Colour

Black

Material

Aluminium

Shape


Circular


Height

77mm

|               |              |
|---------------|--------------|
| Diameter      | 135mm        |
| Track mounted | Yes          |
| Indoor        | Yes          |
| Adjustable    | 2 Directions |

## Electrical Characteristics


| Gear             | Built In  |
|------------------|---|
| Fitting + Driver |   |
| Input Voltage    | 220-240V  |
| 50 Hz            | Yes   |
| 60 Hz            | Yes   |
| Safety Class     |  |
| Power(Watts)     | 36W   |
| IP Rating        | IP20  |
| Light Source     | LED built in  |
| Dimmable         | No  |

| Fitting       |   |
|---------------|---|
| Input Type    | Constant Current  |
| Input Current | 1000mA  |
| Voltage       | 34V   |
| Safety Class  |  |
| Power(Watts)  | 34W   |
| IP Rating     | IP20  |
| Light Source  | LED built in  |
| LED Type      | SMD 5050  |
| LED Brand     | Osram   |
| LED Number    | 6   |

| Gear |
|------|
|------|

|                  |   |
|------------------|---|
| Gear Type        | Led Driver  |
| Input Voltage    | 220-240V  |
| 50 Hz            | Yes   |
| 60 Hz            | Yes   |
| Power(Watts)     | 27-40W  |
| Power Factor     | 0,9   |
| Constant Current | Yes   |
| 1000mA           | 27-40V  |
| IP Rating        | IP20  |
| Safety Class     |  |
| Dimmable         | No  |
| Housing Material | Plastic   |
| Output Terminal  | Connector   |
| Brand            | KEGU  |

#### Illumination Data

|                      |   |
|----------------------|---|
| Colour Temperature   | 3000K   |
| Lumen Output         | 2880lm  |
| Light Efficiency     | 80lm/W  |
| CRI                  | 90  |
| Beam Angle           | 40°   |
| Illumination Diagram |  |
| Dark Light           | Yes   |

#### Packing Info

|            |               |
|------------|---------------|
| Pcs/Carton | 15            |
| Barcode    | 5291889067160 |
| HS Code    | 9405409900    |

#### Energy Label



## Certification & Warranty

Warranty

3 Years

Weee Directive

Yes