



36W SMD LED track spot with, ideal for shops and showrooms.

Complete with 1000mA driver.

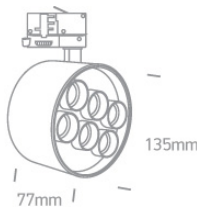
Complies with standard EN60598-1 and any other specific standards.



Downloads



Dimensions



Related items



40002A/W



40003A/W

Physical Specification


Item Group	10 Track Spots
Family	Dark Light Tubes Track Spots
Order Code	65656DT/W/W
Colour	White
Material	Aluminium
Shape	Circular
Height	77mm

Diameter	135mm
Track mounted	Yes
Indoor	Yes
Adjustable	2 Directions


Electrical Characteristics

Gear	Built In
------	----------

Fitting + Driver


Input Voltage	220-240V
50 Hz	Yes
60 Hz	Yes
Safety Class	
Power(Watts)	36W
IP Rating	IP20
Light Source	LED built in
Dimmable	No

Fitting

Input Type	Constant Current
Input Current	1000mA
Voltage	34V
Safety Class	
Power(Watts)	34W
IP Rating	IP20
Light Source	LED built in
LED Type	SMD 5050
LED Brand	Osram
LED Number	6

Gear

Gear Type
Input Voltage
50 Hz
60 Hz
Power(Watts)
Power Factor
Constant Current
1000mA
IP Rating
Safety Class
Dimmable
Housing Material
Output Terminal
Brand

Led Driver
220-240V
Yes
Yes
27-40W
0,9
Yes
27-40V
IP20

No
Plastic
Connector
KEGU

Illumination Data

Colour Temperature
Lumen Output
Light Efficiency
CRI
Beam Angle
Illumination Diagram
Dark Light

3000K
2880lm
80lm/W
90
40°

Yes

Packing Info

Pcs/Carton
Barcode
HS Code

15
5291889067177
9405409900

Energy Label



Certification & Warranty

Warranty

3 Years

Weee Directive

Yes