



3W COB LED bedside adjustable fitting ideal for room hotel installation, IP20.

Complete with driver.

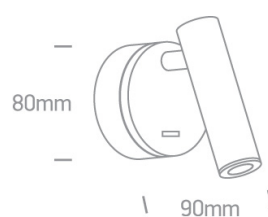
Complies with standard EN60598-1 and any other specific standards.



Downloads



Dimensions



Physical Specification

| | |
|--------------|-------------------------|
| Item Group | 14 Wall & Ceiling LED |
| Family | Reading Spots Aluminium |
| Order Code | 65738/W/W |
| Colour | White |
| Material | Aluminium |
| Shape | Circular |
| Height | 90mm |
| Diameter | 80mm |
| Surface Wall | Yes |
| Indoor | Yes |
| Adjustable | 2 Directions |

Gear

Built In

Fitting + Driver

Input Voltage

220-240V

50 Hz

Yes

60 Hz

Yes

Safety Class



Power(Watts)

3W

IP Rating

IP20

Light Source

LED built in

Dimmable

No

F Mark



Fitting

Input Type

Constant Current

Input Current

700mA

Voltage

4V

Safety Class



Power(Watts)

2,8W

IP Rating

IP20

Light Source

LED built in

LED Type

COB

LED Brand

Lumileds

Gear

Gear Type

Led Driver

Input Voltage

220-240V

50 Hz


Yes

60 Hz


Yes

Power(Watts)

1,4-2,8W

| | |
|------------------|---|
| Power Factor | 0,5 |
| Constant Current | Yes |
| 700mA | 2-4v |
| IP Rating | IP20 |
| Safety Class |  |
| Dimmable | No |
| Brand | Eaglerise |

Illumination Data

| | |
|----------------------|---|
| Colour Temperature | 3000K |
| Lumen Output | 160lm |
| Light Efficiency | 53,33lm/W |
| CRI | 85 |
| Beam Angle | 36° |
| Illumination Diagram |  |

Packing Info

| | |
|------------|---------------|
| Box Length | 11,5cm |
| Box Width | 10,5cm |
| Box Height | 13cm |
| Box Weight | 0,43Kg |
| Pcs/Carton | 24 |
| Barcode | 5291889049791 |
| HS Code | 9405409900 |

Warranty

2 Years

Weee Directive

Yes
