



3W COB LED bedside adjustable fitting with 5W backlight and switch, ideal for room hotel installation, IP20.

Complete with driver.

Complies with standard EN60598-1 and any other specific standards.



### Downloads



### Dimensions



### Gallery



### Physical Specification

Item Group

New 2021 Edition 3

Family

Wall & Ceiling LED

Order Code

65746B/B/W

Colour

Black

Material

Aluminium

Shape



Circular


Height

32mm


Diameter	148mm
Surface Wall	Yes
Indoor	Yes
Adjustable	2 Directions

## Electrical Characteristics


Gear	Built In
Fitting + Driver	
Input Voltage	220-240V
50 Hz	Yes
60 Hz	Yes
Safety Class	
Power(Watts)	3W + 5W
IP Rating	IP20
Light Source	LED built in
Dimmable	No
F Mark	

Fitting	
Input Type	Constant Current
Input Current	700mA+350mA
Voltage	4V/14V
Safety Class	
Power(Watts)	2,8W/4,9W
IP Rating	IP20
Light Source	LED built in
LED Type	COB
LED Brand	Samsung

Gear
------

Gear Type	Led Driver
Input Voltage	100-240V
50 Hz	Yes
60 Hz	Yes
Power(Watts)	1,75-2,8W/4,2-6,3W
Power Factor	0,5
Constant Current	Yes
350mA	12-18V
700mA	2,5-4V
IP Rating	IP20
Safety Class	
Dimmable	No
Brand	Eaglerise

#### Illumination Data

Colour Temperature	3000K
Lumen Output	150lm
Light Efficiency	50lm/W
CRI	80
Beam Angle	36°
Illumination Diagram	

#### Packing Info

Pcs/Carton	20
Barcode	5291889070641
HS Code	9405409900

Warranty

---

2 Years

---

Weee Directive

---

Yes

---