



30W LED plafo light, IP65, ideal for both indoor and outdoor installation.

Supplied with non-dimmable LED driver.

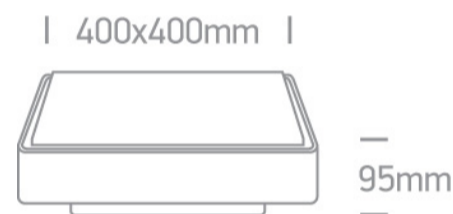
Complies with standard EN60598-1 and any other specific standards.



#### Downloads



#### Dimensions






#### Physical Specification

|                   |                                      |
|-------------------|--------------------------------------|
| Item Group        | 15 Plafo                             |
| Family            | The LED Plafo Outdoor Square Plastic |
| Order Code        | 67282BN/W/W                          |
| Colour            | White                                |
| Material          | Plastic                              |
| Diffuser Material | PC                                   |
| Shape             | Rectangular                          |
| Length            | 400mm                                |
| Width             | 400mm                                |
| Height            | 83mm                                 |
| Surface Ceiling   | Yes                                  |
| Indoor            | Yes                                  |


|            |     |
|------------|-----|
| Outdoor    | Yes |
| Adjustable | No  |
| IK Rating  | 8   |

## Electrical Characteristics


| Gear             | Built In  |
|------------------|---|
| Fitting + Driver |   |
| Input Voltage    | 220-240V  |
| 50 Hz            | Yes   |
| 60 Hz            | Yes   |
| Safety Class     |  |
| Power(Watts)     | 30W   |
| IP Rating        | IP65  |
| Light Source     | LED built in  |
| Dimmable         | No  |
| F Mark           |  |

| Fitting       |   |
|---------------|---|
| Input Type    | Constant Current  |
| Input Current | 700mA   |
| Voltage       | 38V   |
| Power(Watts)  | 28W   |
| IP Rating     | IP65  |
| Light Source  | LED built in  |
| LED Type      | SMD 2835  |
| LED Brand     | Epistar   |
| LED Number    | 144   |
| F Mark        |  |

Gear

|                  |   |
|------------------|---|
| Gear Type        | Led Driver  |
| Input Voltage    | 220-240V  |
| 50 Hz            | Yes   |
| 60 Hz            | Yes   |
| Power(Watts)     | 18,2-30W  |
| Power Factor     | 0,9   |
| Constant Current | Yes   |
| 700mA            | 26-43,5V  |
| IP Rating        | IP20  |
| Safety Class     |  |
| Dimmable         | No  |
| Housing Material | Plastic   |
| Output Terminal  | Connector   |
| Brand            | Eaglerise   |

#### Illumination Data

|                      |   |
|----------------------|---|
| Colour Temperature   | 3000K   |
| Lumen Output         | 1800lm  |
| Light Efficiency     | 60lm/W  |
| CRI                  | 80  |
| Illumination Diagram |  |

#### Packing Info

|            |               |
|------------|---------------|
| Box Length | 41cm          |
| Box Width  | 41cm          |
| Box Height | 10,5cm        |
| Box Weight | 2,6Kg         |
| Pcs/Carton | 4             |
| Barcode    | 5291889043447 |
| HS Code    | 9405104090    |

## Energy Label



## Certification & Warranty

Warranty

2 Years

Weee Directive

Yes