



25W Emergency LED plafo light, IP65, ideal for both indoor and outdoor installation.

Supplied with non-dimmable LED driver.

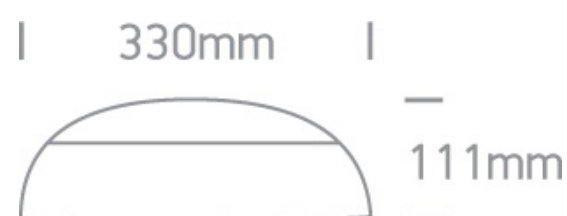
Complies with standard EN60598-1 and any other specific standards.



### Downloads



### Dimensions



### Physical Specification

Item Group	22 Emergency Lights
Family	Emergency LED Plafo
Order Code	67284LE/W/W
Colour	White
Material	PC
Diffuser Material	PC
Shape	Circular
Height	111mm
Diameter	330mm
Surface Ceiling	Yes
Indoor	Yes
Outdoor	Yes

Adjustable

No

IK Rating

8

## Electrical Characteristics

Gear

Built In

### Fitting + Driver

Input Voltage

220-240V

50 Hz

Yes

60 Hz

Yes

Safety Class



Power(Watts)

25W/5W

IP Rating

IP65

Light Source

LED built in

Dimmable

No

F Mark



### Fitting

Input Type

Constant Current

Input Current

600mA

Voltage

40V

Power(Watts)

24W

IP Rating

IP65

Light Source

LED built in

LED Type

SMD 2835

LED Brand

Epistar

F Mark




### Gear

Gear Type


Led Driver

Input Voltage

220-240V

50 Hz	Yes
60 Hz	Yes
Power(Watts)	16,2-25,2W
Power Factor	0,9
Constant Current	Yes
600mA	27-42V
IP Rating	IP20
Safety Class	
Dimmable	No
Housing Material	Plastic
Output Terminal	Connector
Brand	Lifud

#### Illumination Data

Colour Temperature	3000K
Lumen Output	1900lm
Light Efficiency	76lm/W
CRI	80
Illumination Diagram	

#### Packing Info

Box Length	31cm
Box Width	11cm
Box Height	35cm
Box Weight	1,3Kg
Pcs/Carton	12
Barcode	5291889034506
HS Code	9405104090

#### Energy Label



## Certification & Warranty

Warranty

2 Years

Weee Directive

Yes