



30W LED slim plafo, IP54, ideal for both indoor and outdoor installation.

Supplied with non-dimmable LED driver.

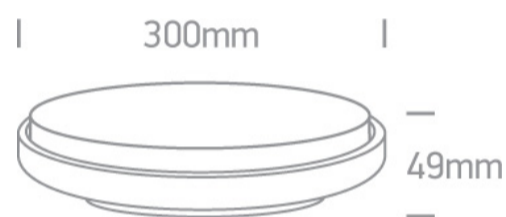
Complies with standard EN60598-1 and any other specific standards.



## Downloads



## Dimensions



## Physical Specification

|                 |                                 |
|-----------------|---------------------------------|
| Item Group      | 15 Plafo                        |
| Family          | Outdoor Slim LED Plafo Die cast |
| Order Code      | 67363/W/W                       |
| Colour          | White                           |
| Material        | Die Cast                        |
| Shape           | Circular                        |
| Height          | 49mm                            |
| Diameter        | 300mm                           |
| Surface Ceiling | Yes                             |
| Indoor          | Yes                             |
| Outdoor         | Yes                             |
| Adjustable      | No                              |

Gear

Built In

Fitting + Driver

Input Voltage

100-240V

50 Hz

Yes

60 Hz

Yes

Safety Class



Power(Watts)

30W

IP Rating

IP54

Light Source

LED built in

Dimmable

No

F Mark



Fitting

Input Type

Constant Current

Input Current

700mA

Voltage

40V

Power(Watts)

28W

IP Rating

IP54

Light Source

LED built in

LED Type

SMD 3014

LED Brand

Edison

LED Number

299

F Mark



Gear

Gear Type

Led Driver

Input Voltage


100-240V

50 Hz


Yes

60 Hz

Yes

|                  |   |
|------------------|---|
| Power(Watts)     | 20-30W  |
| Power Factor     | 0,9   |
| Constant Current | Yes   |
| 700mA            | 28-43V  |
| IP Rating        | IP20  |
| Safety Class     |  |
| Dimmable         | No  |
| Housing Material | Plastic   |
| Output Terminal  | Cable   |
| Brand            | Eaglerise   |

#### Illumination Data

|                      |   |
|----------------------|---|
| Colour Temperature   | 3000K   |
| Lumen Output         | 2500lm  |
| Light Efficiency     | 83,33lm/W   |
| CRI                  | 80  |
| Beam Angle           | 120°  |
| Illumination Diagram |  |

#### Packing Info

|            |               |
|------------|---------------|
| Box Length | 25,5cm        |
| Box Width  | 25,5cm        |
| Box Height | 6,5cm         |
| Box Weight | 1,05kg        |
| Pcs/Carton | 8             |
| Barcode    | 5291889040781 |
| HS Code    | 9405409900    |

#### Energy Label



## Certification & Warranty

Warranty

2 Years

Weee Directive

Yes