



2x6W LED wall light, IP54, ideal for both indoor and outdoor installation.

Complete with driver.

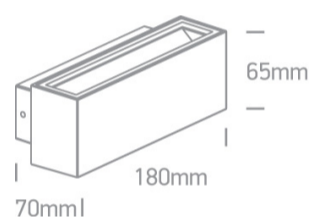
Complies with standard EN60598-1 and any other specific standards.



Downloads



Dimensions



Gallery



Physical Specification

Item Group

14 Wall & Ceiling LED

Family

Outdoor Wall Up & Down Lights Die cast

Order Code

67374A/AN/W

Colour

Anthracite

Material

Die Cast

Shape



Rectangular

Length

180mm

Width	70mm
Height	65mm
Surface Wall	Yes
Indoor	Yes
Outdoor	Yes
Adjustable	No

Electrical Characteristics


Gear	Built In
Fitting + Driver	
Input Voltage	220-240V
50 Hz	Yes
60 Hz	Yes
Safety Class	
Power(Watts)	2x6W
IP Rating	IP54
Light Source	LED built in
Dimmable	No
F Mark	

Fitting	
Input Type	Constant Current
Input Current	300mA
Voltage	38V
Power(Watts)	11,4W
IP Rating	IP54
Light Source	LED built in
LED Type	SMD 2835
LED Brand	Edison

Gear

Gear Type	Led Driver
Input Voltage	220-240V
50 Hz	Yes
60 Hz	Yes
Power(Watts)	7,2-12W
Power Factor	0,9
Constant Current	Yes
300mA	26-40V
IP Rating	IP20

Illumination Data

Colour Temperature	3000K
Lumen Output	2x420lm
Light Efficiency	70lm/W
CRI	80
Illumination Diagram	

Packing Info

Box Length	8cm
Box Width	7,5cm
Box Height	18,5cm
Box Weight	0,8kg
Pcs/Carton	12
Barcode	5291889043614
HS Code	9405409900

Energy Label



Certification & Warranty

Warranty

2 Years

Weee Directive

Yes