



2x6W LED wall light, IP54, ideal for both indoor and outdoor installation.

Complete with driver.

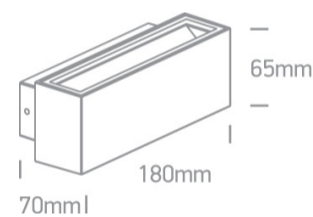
Complies with standard EN60598-1 and any other specific standards.



#### Downloads



#### Dimensions



#### Physical Specification

Item Group	14 Wall & Ceiling LED
Family	Outdoor Wall Up & Down Lights Die cast
Order Code	67374A/W/W
Colour	White
Material	Die Cast
Shape	Rectangular
Length	180mm
Width	70mm
Height	65mm
Surface Wall	Yes
Indoor	Yes
Outdoor	Yes

Adjustable

No

## Electrical Characteristics

Gear

Built In

### Fitting + Driver

Input Voltage

220-240V

50 Hz

Yes

60 Hz

Yes

Safety Class



Power(Watts)

2x6W

IP Rating

IP54

Light Source

LED built in

Dimmable

No

F Mark



### Fitting

Input Type

Constant Current

Input Current

300mA

Voltage

38V

Power(Watts)

11,4W

IP Rating

IP54

Light Source

LED built in

LED Type

SMD 2835

LED Brand

Edison

### Gear

Gear Type

Led Driver

Input Voltage

220-240V

50 Hz


Yes

60 Hz

Yes

Power(Watts)	7,2-12W
Power Factor	0,9
Constant Current	Yes
300mA	26-40V
IP Rating	IP20

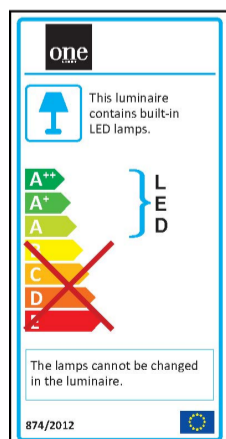
## Illumination Data

Colour Temperature	3000K
Lumen Output	2x420lm
Light Efficiency	70lm/W
CRI	80
Illumination Diagram	

## Packing Info

Box Length	8cm
Box Width	7,5cm
Box Height	18,5cm
Box Weight	0,4kg
Pcs/Carton	12
Barcode	5291889043607
HS Code	9405409900

## Energy Label



Warranty

---

2 Years

---

Weee Directive

---

Yes

---