



2x3W, IP54, SMD 2835, Outdoor Slim Range Up & down beam.


Complies with standard EN60598-1 and any other specific standards.



Downloads



Dimensions



Physical Specification

| | |
|--------------|-----------------------------------|
| Item Group | 14 Wall & Ceiling LED |
| Family | Outdoor Slim Range Up & down beam |
| Order Code | 67376/AN/W |
| Colour | Anthracite |
| Material | Die Cast |
| Shape | Rectangular |
| Length | 115mm |
| Width | 90mm |
| Height | 28mm |
| Surface Wall | Yes |
| Indoor | Yes |
| Outdoor | Yes |

Gear

Built In

Fitting + Driver

Input Voltage

220-240V

50 Hz

Yes

60 Hz

Yes

Safety Class



Power(Watts)

2x3W

IP Rating

IP54

Light Source

LED built in

Dimmable

No

F Mark



Fitting

Input Type

Constant Current

Input Current

350mA

Voltage

16V

Power(Watts)

5,6W

IP Rating

IP54

Light Source

LED built in

LED Type

SMD 2835

LED Brand

Edison

Gear

Gear Type

Led Driver

Input Voltage

220-240V

50 Hz

Yes

60 Hz


Yes

Power(Watts)


2,9-6,1W

Power Factor

0,5

| | |
|------------------|---|
| Constant Current | Yes |
| 350mA | 8,5-17,5V |
| IP Rating | IP20 |
| Safety Class |  |
| Dimmable | No |
| Ambient Temp | 50°C |
| Operating Temp | 75°C |
| Housing Material | Plastic |
| Output Terminal | Cable |
| Brand | Eaglerise |

Illumination Data

| | |
|----------------------|---|
| Colour Temperature | 3000K |
| Lumen Output | 2x210lm |
| Light Efficiency | 70lm/W |
| CRI | 80 |
| Illumination Diagram |  |

Packing Info

| | |
|------------|---------------|
| Box Length | 9,5cm |
| Box Width | 5,2cm |
| Box Height | 15cm |
| Box Weight | 0,42Kg |
| Pcs/Carton | 24 |
| Barcode | 5291889043638 |
| HS Code | 9405409900 |

Energy Label



Certification & Warranty

Warranty

2 Years

Weee Directive

Yes