



9W LED Outdoor Wall light with adjustable beam, IP54.

Complete with driver.

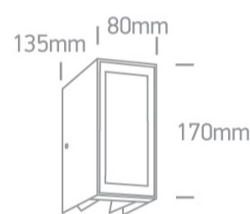
Complies with standard EN60598-1 and any other specific standards.



Downloads



Dimensions



Physical Specification

Item Group	14 Wall & Ceiling LED
Family	Wall Adjustable Beams
Order Code	67440/AN/W
Colour	Anthracite
Material	Die Cast
Shape	Rectangular
Length	170mm
Width	80mm
Height	135mm
Surface Wall	Yes
Indoor	Yes
Outdoor	Yes

Gear

Built In

Fitting + Driver

Input Voltage

220-240V

50 Hz

Yes

60 Hz

Yes

Safety Class



Power(Watts)

9W

IP Rating

IP54

Light Source

LED built in

Dimmable

No

F Mark



Fitting

Input Type

Constant Current

Input Current

350mA

Voltage

24V

Safety Class



Power(Watts)

8,4W

IP Rating

IP54

Light Source

LED built in

LED Type

SMD 2835

LED Brand

Osram

Gear

Gear Type

Led Driver

Input Voltage

220-240V

50 Hz

Yes

60 Hz


Yes

Power(Watts)

5,3-9W

Power Factor	0,5
Constant Current	Yes
350mA	15-26V
IP Rating	IP20
Safety Class	
Dimmable	No
Brand	Eaglerise

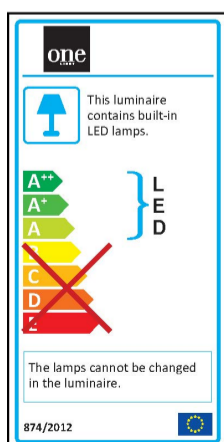
Illumination Data

Colour Temperature	3000K
Lumen Output	600lm
Light Efficiency	66,67lm/W
CRI	80
Illumination Diagram	

Packing Info

Box Length	14,5cm
Box Width	9,5cm
Box Height	19cm
Pcs/Carton	8
Barcode	5291889056393
HS Code	9405409900

Energy Label



Warranty

2 Years

Weee Directive

Yes
