



24W LED slim plafo, suitable for residential and commercial application, IP20.

Supplied with non-dimmable LED driver.

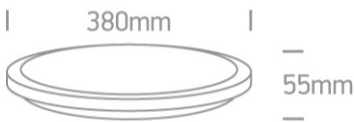
Complies with standard EN60598-1 and any other specific standards.



Downloads






Dimensions



Physical Specification

Item Group	15 Plafo
Family	The LED Slim Plafo Range
Order Code	67448/W/W
Colour	White
Material	Metal
Diffuser Material	Plastic
Shape	Circular
Height	55mm
Diameter	380mm
Surface Ceiling	Yes
Indoor	Yes
Adjustable	No

Gear	Built In
Fitting + Driver	
Input Voltage	100-240V
50 Hz	Yes
60 Hz	Yes
Safety Class	
Power(Watts)	24W
IP Rating	IP20
Light Source	LED built in
Dimmable	No
F Mark	

Fitting	
Input Type	Constant Current
Input Current	560mA
Voltage	40V
Power(Watts)	22,4W
IP Rating	IP20
Light Source	LED built in
LED Brand	Sanan
F Mark	

Gear	
Gear Type	Led Driver
Input Voltage	100-240V
50 Hz	Yes
60 Hz	Yes
Power(Watts)	15,7-22,4W
Power Factor	0,9

Constant Current
Output
Voltage Range
IP Rating
Safety Class
Dimmable
Housing Material
Output Terminal

Yes
560mA
28-40V
IP20

No
Plastic
Connector

Illumination Data

Colour Temperature
Lumen Output
Light Efficiency
CRI
Illumination Diagram

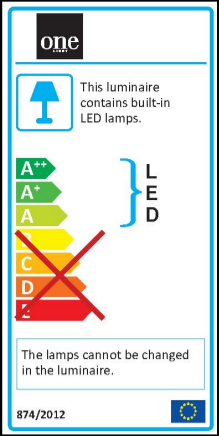
3000K
1800lm
75lm/W
85


Packing Info

Box Length
Box Width
Box Height
Pcs/Carton
Barcode
HS Code

40cm
40cm
6,5cm
5
5291889059196
9405409900

Energy Label



Certification & Warranty

Warranty

2 Years

Weee Directive

Yes