



6W LED for window frame illumination, IP65.

Complete with non-dimmable LED driver.

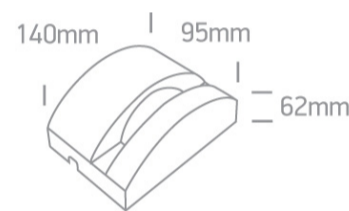
Complies with standard EN60598-1 and any other specific standards.




#### Downloads



#### Dimensions



#### Gallery



#### Physical Specification

Item Group

14 Wall & Ceiling LED

Family

Window Frame Illumination

Order Code

67454/AN/W

Colour

Anthracite

Material

Die Cast

Shape



Rectangular

Length


140mm

Width	95mm
Height	62mm
Surface Ceiling	Yes
Surface Wall	Yes
Surface Floor/Ground	Yes
Indoor	Yes
Outdoor	Yes
IK Rating	8


## Electrical Characteristics

Gear	Built In
Fitting + Driver	
Input Voltage	100-240V
50 Hz	Yes
60 Hz	Yes
Safety Class	
Power(Watts)	6W
IP Rating	IP65
Light Source	LED built in
Dimmable	No
F Mark	

Fitting	
Input Type	Constant Current
Input Current	500mA
Voltage	11V
Power(Watts)	5,5W
IP Rating	IP65
Light Source	LED built in
LED Type	COB

LED Brand	Cree
Gear	
Gear Type	Led Driver
Input Voltage	100-240V
50 Hz	Yes
60 Hz	Yes
Power(Watts)	3-6W
Power Factor	0,5
Constant Current	Yes
500mA	6-12V
IP Rating	IP20
Safety Class	
Dimmable	No
Housing Material	Plastic
Output Terminal	Cable
Manufacturer	Eaglerise

#### Illumination Data

Colour Temperature	3000K
Lumen Output	330lm
Light Efficiency	55lm/W
CRI	80
Beam Angle	270°
Illumination Diagram	

#### Packing Info

Box Length	14,5cm
Box Width	10cm
Box Height	7,5cm

Pcs/Carton

18

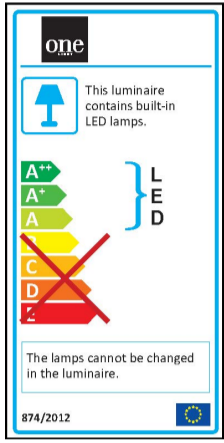
Barcode

5291889058199

HS Code

9405409900

## Energy Label



## Certification & Warranty

Warranty

2 Years

Weee Directive

Yes