



6W LED wall surface light IP20.

Complete 300mA driver.

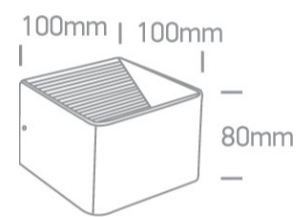
Complies with standard EN60598-1 and any other specific standards.



Downloads



Dimensions



Physical Specification

Item Group	14 Wall & Ceiling LED
Family	The Backlight Wall Range Aluminium
Order Code	67466A/B/W
Colour	Black
Material	Aluminium
Shape	Rectangular
Length	100mm
Width	100mm
Height	80mm
Surface Wall	Yes
Indoor	Yes
Adjustable	No

Gear

Built In

Fitting + Driver

Input Voltage

220-240V

50 Hz

Yes

60 Hz

Yes

Safety Class



Power(Watts)

6W

IP Rating

IP20

Light Source

LED built in

Dimmable

No

F Mark



Fitting

Input Type

Constant Current

Input Current

300mA

Voltage

18V

Safety Class



Power(Watts)

5,4W

IP Rating

IP65

Light Source

LED built in

LED Type

SMD 2835

LED Brand

Edison

F Mark



Gear

Gear Type

Led Driver

Input Voltage


220-240V

50 Hz


Yes

60 Hz

Yes

Power(Watts)	3,6-6W
Power Factor	0,5
Constant Current	Yes
300mA	12-20V
IP Rating	IP20
Safety Class	
Housing Material	Plastic
Brand	Eaglerise
Protection	0

Illumination Data

Colour Temperature	3000K
Lumen Output	400lm
Light Efficiency	66,67lm/W
CRI	80
Illumination Diagram	

Packing Info

Pcs/Carton	12
Barcode	5291889062813
HS Code	9405409900

Certification & Warranty

Warranty

2 Years

Weee Directive

Yes
