

6W SMD LED wall light .

Complete with 300mA driver.

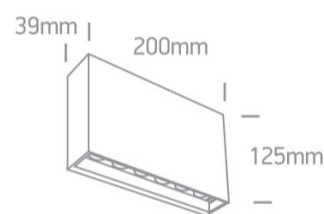
Complies with standard EN60598-1 and any other specific standards.



#### Downloads



#### Dimensions



#### Gallery



#### Physical Specification

Item Group

14 Wall & Ceiling LED

Family

Indoor/Outdoor Wall Lights ABS+PC

Order Code

67472A/AN/W

Colour

Anthracite

Material

ABS

Diffuser Material



PC


Shape

Rectangular

Length	200mm
Width	39mm
Height	125mm
Surface Wall	Yes
Indoor	Yes
Outdoor	Yes
Adjustable	No

## Electrical Characteristics

Gear	Built In
Fitting + Driver	
Input Voltage	220-240V
50 Hz	Yes
60 Hz	Yes
Safety Class	
Power(Watts)	6W
IP Rating	IP65
Light Source	LED built in
Dimmable	No
F Mark	


Fitting	
Input Type	Constant Current
Input Current	300mA
Voltage	18V
Safety Class	
Power(Watts)	5,4W
IP Rating	IP65
Light Source	LED built in
LED Type	SMD 2835

LED Brand
LED Number

Epistar
6

## Gear

Gear Type
Input Voltage
50 Hz
60 Hz
Power(Watts)
Power Factor
Constant Current
300mA
IP Rating
Safety Class
Housing Material
Brand

Led Driver
220-240V
Yes
Yes
3,6-6W
0,9
Yes
12-20V
IP20

Plastic
Eaglerise

## Illumination Data

Colour Temperature
Lumen Output
Light Efficiency
CRI
Illumination Diagram

3000K
500lm
83,33lm/W
80


## Packing Info

Pcs/Carton
Barcode
HS Code

20
5291889063278
9405104090

## Energy Label



## Certification & Warranty

Warranty

2 Years

Weee Directive

Yes