



2x6W LED Wall and Ceiling Dark light.

Complete with non-dimmable LED driver.

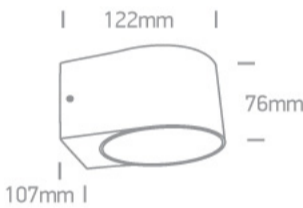
Complies with standard EN60598-1 and any other specific standards.



Downloads



Dimensions



Physical Specification

Item Group	14 Wall & Ceiling LED
Family	Indoor/Outdoor Wall Lights Die cast
Order Code	67480B/AN/W
Colour	Anthracite
Material	Die Cast
Shape	Rectangular
Length	122mm
Width	107mm
Height	76mm
Surface Wall	Yes
Indoor	Yes
Outdoor	Yes

IK Rating

6

Electrical Characteristics

Gear

Built In

Fitting + Driver

Input Voltage

220-240V

50 Hz

Yes

60 Hz

Yes

Safety Class



Power(Watts)

2x6W

IP Rating

IP65

Light Source

LED built in

Dimmable

No

F Mark



Fitting

Input Type

Constant Current

Input Current

500mA

Voltage

22V

Power(Watts)

11W

IP Rating

IP65

Light Source

LED built in

LED Type

COB

LED Brand

Cree

LED Number

2

Gear

Gear Type

Led Driver


Input Voltage

220-240V

50 Hz

Yes

60 Hz
Power(Watts)
Power Factor
Constant Current
500mA
IP Rating
Safety Class
Dimmable
Housing Material
Output Terminal
Brand

Yes
9-12W
0,5
Yes
18-24V
IP20

No
Plastic
Cable
Eaglerise

Illumination Data

Colour Temperature
Lumen Output
Light Efficiency
CRI
Illumination Diagram

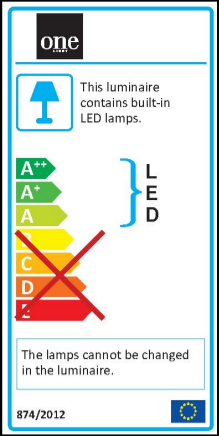
3000K
960lm
80lm/W
80


Packing Info

Pcs/Carton
Barcode
HS Code

8
5291889065913
9405409900

Energy Label



Certification & Warranty

Warranty

2 Years

Weee Directive

Yes