



4W LED wall recessed light, IP65, ideal for both indoor and outdoor installation.

Complete 350mA driver.

Supplied with box for concrete installation

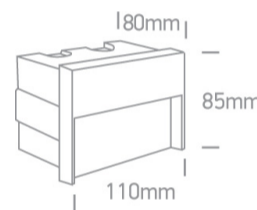
Complies with standard EN60598-1 and any other specific standards.



Downloads



Dimensions







Physical Specification

Item Group	19 Wall Recessed & Inground
Family	Outdoor Decorative Wall Recessed Die cast
Order Code	68052/AN/W
Colour	Anthracite
Material	Die Cast
Shape	Rectangular
Length	110mm
Width	80mm
Height	85mm
Cutout Hole Width	100mm for Concrete Installation 95mm for Gypsum Installation
Cutout Hole Length	70mm for Concrete & Gypsum Installation
Recessed wall	Yes


Depth Required	80mm
Indoor	Yes
Outdoor	Yes

Electrical Characteristics


Gear	Built In
Fitting + Driver	
Input Voltage	100-240V
50 Hz	Yes
60 Hz	Yes
Safety Class	
Power(Watts)	4W
IP Rating	IP65
Light Source	LED built in
Dimmable	No
F Mark	

Fitting	
Input Type	Constant Current
Input Current	350mA
Voltage	8,5V
Safety Class	
Power(Watts)	3W
IP Rating	IP65
Light Source	LED built in
LED Type	SMD 2835
LED Brand	Edison
F Mark	

Gear

Gear Type	Led Driver
Input Voltage	100-240V
50 Hz	Yes
60 Hz	Yes
Power(Watts)	4W
Power Factor	0,5
Constant Current	Yes
350mA	3-12V
IP Rating	IP20
Safety Class	
Brand	0
Protection	0

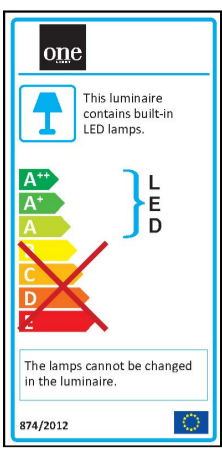
Illumination Data

Colour Temperature	3000K
Lumen Output	400lm
Light Efficiency	100lm/W
CRI	80
Illumination Diagram	
Dark Light	Yes

Packing Info

Box Weight	0,430Kg
Pcs/Carton	20
Barcode	5291889050421
HS Code	9405409900

Energy Label



Certification & Warranty

Warranty

2 Years

Weee Directive

Yes