



8,5W LED wall recessed light, IP65, ideal for both indoor and outdoor installation.

Complete with 500mA driver.

Supplied with box for concrete installation

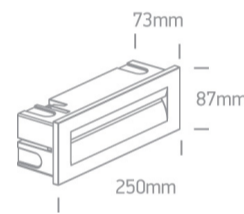
Complies with standard EN60598-1 and any other specific standards.



Downloads



Dimensions






Physical Specification

Item Group	19 Wall Recessed & Inground
Family	Outdoor Dark Light Wall Recessed Die cast
Order Code	68066/G/W
Colour	Grey
Material	Die Cast
Shape	Rectangular
Length	250mm
Width	87mm
Height	73mm
Cutout Hole Width	238mm
Cutout Hole Length	74mm
Recessed wall	Yes

Depth Required	80mm
Indoor	Yes
Outdoor	Yes
Adjustable	No

Electrical Characteristics

Gear	Built In
Fitting + Driver	
Input Voltage	100-240V
50 Hz	Yes
60 Hz	Yes
Safety Class	
Power(Watts)	8,5W
IP Rating	IP65
Light Source	LED built in
Dimmable	No
F Mark	

Fitting	
Input Type	Constant Current
Input Current	500mA
Voltage	16V
Safety Class	
Power(Watts)	8W
IP Rating	IP65
Light Source	LED built in
LED Type	SMD
LED Brand	Philips
LED Number	40

F Mark



Gear

Gear Type

Led Driver

Input Voltage

100-240V

50 Hz

Yes

60 Hz

Yes

Power(Watts)

3,25-9W

Power Factor

0,9

Constant Current

Yes

500mA

6,5-18V

IP Rating

IP20

Safety Class



Manufacturer

HEP

Protection

0

Illumination Data

Colour Temperature

3000K

Lumen Output

160lm

Light Efficiency

18,82lm/W

CRI

80

Beam Angle

44°

Illumination Diagram



Dark Light

Yes

Packing Info

Box Length

11cm

Box Width

10,5cm

Box Height

27,5cm

Box Weight

0,85Kg

Pcs/Carton

12

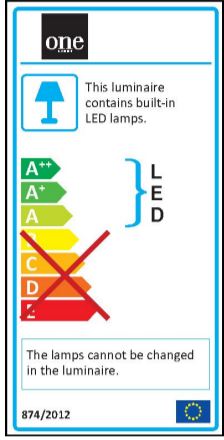
Barcode

5291889048176

HS Code

9405409900

Energy Label



Certification & Warranty

Warranty

2 Years

Weee Directive

Yes