



8,5W LED wall recessed light, IP65, ideal for both indoor and outdoor installation.

Complete with 500mA driver.

Supplied with box for concrete installation

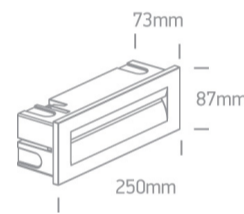
Complies with standard EN60598-1 and any other specific standards.



## Downloads



## Dimensions






## Physical Specification

|                    |   |
|--------------------|---|
| Item Group         | 19 Wall Recessed & Inground               |
| Family             | Outdoor Dark Light Wall Recessed Die cast |
| Order Code         | 68066/W/W                                 |
| Colour             | White                                     |
| Material           | Die Cast                                  |
| Shape              | Rectangular                               |
| Length             | 250mm                                     |
| Width              | 87mm                                      |
| Height             | 73mm                                      |
| Cutout Hole Width  | 238mm                                     |
| Cutout Hole Length | 74mm                                      |
| Recessed wall      | Yes                                       |

|                |      |
|----------------|------|
| Depth Required | 80mm |
| Indoor         | Yes  |
| Outdoor        | Yes  |
| Adjustable     | No   |

## Electrical Characteristics

| Gear             | Built In  |
|------------------|---|
| Fitting + Driver |   |
| Input Voltage    | 100-240V  |
| 50 Hz            | Yes   |
| 60 Hz            | Yes   |
| Safety Class     |  |
| Power(Watts)     | 8,5W  |
| IP Rating        | IP65  |
| Light Source     | LED built in  |
| Dimmable         | No  |
| F Mark           |  |

| Fitting       |   |
|---------------|---|
| Input Type    | Constant Current  |
| Input Current | 500mA   |
| Voltage       | 16V   |
| Safety Class  |  |
| Power(Watts)  | 8W  |
| IP Rating     | IP65  |
| Light Source  | LED built in  |
| LED Type      | SMD   |
| LED Brand     | Philips   |
| LED Number    | 40  |

F Mark



## Gear

Gear Type

Led Driver

Input Voltage

100-240V

50 Hz

Yes

60 Hz

Yes

Power(Watts)

3,25-9W

Power Factor

0,9

Constant Current

Yes

500mA

6,5-18V

IP Rating

IP20

Safety Class



Manufacturer

HEP

Protection

0

## Illumination Data

Colour Temperature

3000K

Lumen Output

160lm

Light Efficiency

18,82lm/W

CRI

80

Beam Angle

44°

Illumination Diagram



Dark Light

Yes

## Packing Info

Box Length

11cm

Box Width

10,5cm

Box Height

27,5cm

Box Weight

0,85Kg

Pcs/Carton

12

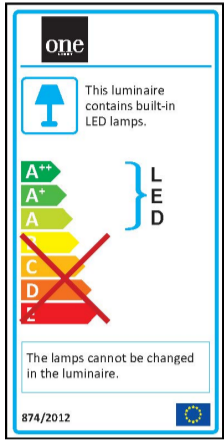
Barcode

5291889048183

HS Code

9405409900

## Energy Label



## Certification & Warranty

Warranty

2 Years

Weee Directive

Yes